













# Year 1

**Week beginning: 08.01.23**

This week we are learning:	
<b>English</b> 	<p>To ask and write a range of questions.</p> <p>To use adjectives to describe a character.</p> <p>To write command sentences.</p>
<b>Phonics</b> 	<p>We will be learning the following sounds:</p> <p>y        <b>funny</b>  ea        <b>head</b>  wh        <b>wheel</b>  oe        <b>toe</b>  ou        <b>shoulder.</b></p> <p>We will be learning the following tricky words:  <b>any, many, again.</b></p>
<b>Handwriting</b> 	<p>To form the curly caterpillar letters correctly on single lines.</p> <p>To write some tricky words with correct ascenders and descenders.</p>
<b>Maths</b> 	<p>To count within 20.</p> <p>To understand 10.</p> <p>To understand 11, 12 and 13.</p>
<b>Science</b> 	<p>To begin to assess what the children know about the properties of different materials.</p>
<b>PSHE</b> 	<p>To set a goal and work out how to achieve it.</p> <p>To explain how I learn best.</p>
<b>Music</b> 	<p>Music of the week:  'Wild Man' by Kate Bush</p> <p>To listen to and talk about what the children like/dislike about the piece.  What instruments can they hear?  Are there any voices?  Is the music fast/slow.  How does it make them feel?</p>

<p><b>PE</b></p> 	<p>To develop big and small movements, using isolated body parts and whole-body movements.</p> <p>To work on simple composition with a partner.</p>
<p><b>Outdoor Learning</b></p> 	<p>To make 2D shapes using natural resources.</p>
<p><b>History</b></p> 	<p>To make observations of artefacts.</p> <p>To ask and answer questions about artefacts from the past.</p> <p>To recognise similarities and differences between ways of life in the past.</p>
<p><b>RE</b></p> 	<p>To create a timeline of the important events in our lives and think about what human experiences we share.</p>
<p><b>Computing</b></p> 	<p>To understand what personal information is and give examples.</p> <p>To learn that you need to keep your personal information private when playing online games: how to identify personal information and know which information can be shared online.</p>