


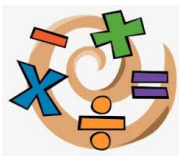










Year 1

Week beginning: 29.01.24

This week we are learning:	
<div>English</div> <div></div>	<div>To plan my own narrative.</div> <div>To write a story.</div> <div>To use adjectives.</div>
<div>Phonics</div> <div></div>	<div>We will be looking at the following graphemes that all make the 'u' sound:</div> <div>o-e in some</div> <div>o in mother</div> <div>ou in young</div> <div>We will be learning these new sounds:</div> <div>se</div> <div>cheese</div> <div>se</div> <div>mouse</div> <div>ce fence</div> <div>ey</div> <div>donkey</div> <div>We will be learning these new tricky words:</div> <div>thought</div> <div>through</div> <div>work</div> <div>friend.</div>
<div>Handwriting</div> <div></div>	<div>To form the robot letters correctly on single lines:</div> <div>r, h, b, p, m, n, k.</div>
<div>Maths</div> <div></div>	<div>To add within 20 by counting on.</div> <div>To add using number bonds.</div> <div>To find and make number bonds within 20.</div>
<div>Reading</div> <div></div>	<div>To read about what life was like in a Victorian school day.</div>

<p>PSHE</p> 	<p>To tell you about obstacles which make it more difficult to achieve my new challenge and have ideas to overcome them.</p> <p>To explain how I feel when I face obstacles and how I feel when I overcome them.</p>
<p>Art</p> 	<p>To use our observational skills to draw a self-portrait.</p> <p>To observe and begin to draw anatomy - faces.</p> <p>To consolidate fine motor skills.</p> <p>To use different amounts of pressure independently.</p> <p>To begin to use shading techniques.</p>
<p>Music</p> 	<p>Song of the week: Gertrude 'Ma' Rainey - Runaway Blues</p> <p>To listen and appraise a piece of music.</p> <p>To learn to sing a song.</p> <p>To perform.</p>
<p>PE</p> 	<p>To follow instructions, practise safely and work on simple tasks independently.</p> <p>During our Victorian day we will be doing drill exercises on the playground.</p>
<p>Geography</p> 	<p>To compare and discuss houses in the local area with others around the world.</p>
<p>History</p> 	<p>To experience what life in a Victorian school might have been like and to compare it to our school days now.</p>
<p>Computing</p> 	<p>To use "Swiggle" to research different homes around the world.</p>

some

mother

young

cheese

mouse

done

donkey

love

house

fence

tease

touch

friend

through

thought

work