











Year 1

Week beginning: 19.02.24

This week we are learning:	
English 	<p>To use the drama techniques of freeze frames and hot seating to explore the story of 'Jack and the Beanstalk'.</p> <p>To plan and write a re-telling of 'Jack and the Beanstalk'.</p>
Phonics 	<p>We will be practising the following sounds:</p> <p>ay play a-e shake ea each e he</p> <p>We will be looking at the following tricky words: sure, pure, said, were, once, laugh</p> <p>We have added some examples of the words we will be reading this week at the end of this Learning Letter.</p>
Handwriting 	<p>To form the long ladder letters correctly on single lines: l, t, j, i, u, y</p> <p>We will be looking closely at the size of the letters in relation to each other and learning which letters ascend (e.g. l) and descend (e.g. y).</p>
Maths 	<p>To subtract by counting back.</p> <p>To use subtraction to find the difference.</p> <p>To solve missing number problems.</p>
Reading 	<p>To read a traditional tale.</p> <p>To answer comprehension and retrieval questions about the text.</p>
PSHE 	<p>To understand the difference between being healthy and unhealthy, and know some ways to keep myself healthy.</p> <p>To feel good about myself when I make healthy choices.</p>
Art 	<p>To do an observational drawing of Reigate Castle.</p> <p>To consolidate fine motor skills</p> <p>To begin to scale drawings correctly</p>

<p>Music</p> 	<p>Song of the week: Badinerie from Orchestral Suite No. 2 in B minor by Johann Sebastian Bach</p> <p>To listen and appraise a piece of music. To learn to sing a song. To perform.</p>
<p>PE</p> 	<p>To follow instructions, practise safely and work on simple tasks independently.</p> <p>To select movements from those they practise to create a dance. To understand the structure of the dance. To perform simple rhythmic patterns and perform them in different formations.</p>
<p>Outdoor Learning</p> 	<p>To learn about how and where birds like to nest. To make own bird's nest.</p>

Below are some words you may like to practice with your child at home.
Remember - the red words are tricky as we can't decode and blend them! You may like to simply read them on the screen or use them as flashcards. If you do not have access to a printer, please ask your child's teacher to print them for you.

say	play
snake	make
least	each

treat

seat

he

be

me

she

sure

pure

once

said

laugh

were