



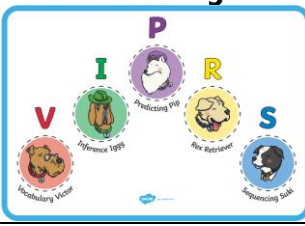








Year 1

Week beginning: 18.03.24

This week we are learning:	
<div>English</div> <div></div>	<div>To plan a diary entry.</div> <div>To write a diary entry.</div>
<div>Phonics</div> <div></div>	<div>We will be learning:</div> <div><div>a</div><div>in</div><div>water</div><div>sounds like aw</div></div> <div><div>a</div><div>in</div><div>want</div><div>sounds like o</div></div> <div><div>ear</div><div>in</div><div>bear</div><div></div></div> <div><div>ere</div><div>in</div><div>there</div><div>sounds like air</div></div> <div>We will be reviewing the following tricky words:</div> <div>Who</div> <div>Whole</div> <div>Because</div> <div>Eye</div> <div>People</div> <div>Thought</div> <div>Through.</div>
<div>Handwriting</div> <div></div>	<div>To form ascending and descending letters correctly on the line.</div>
<div>Maths</div> <div></div>	<div>To measure length in centimetres.</div> <div>To understand heavier and lighter and to begin to measure mass.</div> <div>To compare and measure mass.</div>
<div>Reading</div> <div></div>	<div>To read a non-fiction text to learn about the features of a castle.</div> <div>To answer retrieval questions.</div>
<div>PSHE</div> <div></div>	<div>To understand that medicines can help me if I feel poorly and I know how to use them safely.</div> <div>To know some ways to help myself when I feel poorly.</div>

<p>Art</p> 	<p>To create a castle picture in the style of Paul Klee, using 2D shapes.</p> <p>To apply colour using pastels.</p>
<p>PE</p> 	<p>To follow instructions, practise safely and work on simple tasks independently.</p> <p>To explore shapes on apparatus.</p>
<p>Geography/History</p> 	<p>To visit Leeds Castle.</p> <p>To ask questions about the past.</p> <p>To identify the features of a castle.</p>
<p>Computing</p> 	<p>To understand that when a computer does something it is following a set of instructions called 'code'.</p> <p>To learn how to create a simple code.</p>
<p>RE</p> 	<p>To find out where the Torah is kept and discuss how this shows that the Torah is important.</p> <p>To think about what makes the Torah so important to Jewish people and look at how they show that it is important to them.</p>

Below are some words you may like to practice reading with your child at home. Remember - the red words are tricky as we can't decode and blend them! You may like to simply read them on the screen or use them as flashcards. If you do not have access to a printer, please ask your child's teacher to print them for you. If your child would like a challenge, can they choose a few of the words to practise writing and spelling?

all	tall
ball	different
celebrate	difficult
want	swap
watch	bear
swear	there
who	whole
because	eye

people	thought
through	