














# Year 1

**Week beginning: 25.03.24**

This week we are learning:																				
<div>English</div> 	To write about castle features. To use the conjunction 'because.'																			
<div>Phonics</div> 	<div>We will be learning the following sounds:</div> <table><tr><td>ear</td><td>sounds like ur</td><td><b>learn</b></td></tr><tr><td>wr</td><td>sounds like r</td><td><b>wrist</b></td></tr><tr><td>st</td><td>sounds like s</td><td><b>whistle</b></td></tr><tr><td>sc</td><td>sounds like s</td><td><b>science</b></td></tr><tr><td>ch</td><td>sounds like sh</td><td><b>chef</b></td></tr><tr><td>ch</td><td>sounds like c</td><td><b>school</b></td></tr></table> <div>We will be reviewing the following tricky words: many, any, friend, through, two, laugh, because, eye.</div>		ear	sounds like ur	<b>learn</b>	wr	sounds like r	<b>wrist</b>	st	sounds like s	<b>whistle</b>	sc	sounds like s	<b>science</b>	ch	sounds like sh	<b>chef</b>	ch	sounds like c	<b>school</b>
ear	sounds like ur	<b>learn</b>																		
wr	sounds like r	<b>wrist</b>																		
st	sounds like s	<b>whistle</b>																		
sc	sounds like s	<b>science</b>																		
ch	sounds like sh	<b>chef</b>																		
ch	sounds like c	<b>school</b>																		
<div>Handwriting</div> 	To write tricky words using the correct formation.																			
<div>Maths</div> 	To understand full and empty and to compare volume. To measure and compare capacity. To compare volume and capacity.																			
<div>Science</div> 	To observe and record the changes that happen in spring.																			
<div>PSHE</div> 	<div>To explain why I think my body is amazing and identify some ways to keep it safe and healthy.</div> <div>To recognise how being healthy helps me to feel happy.</div>																			

<p><b>Music</b></p> 	<p><b><u>Music of the week:</u></b> 3rd movement from Clarinet Concerto No.1 in F minor, written in 1811 by Carl Maria von Weber.</p> <p>To listen to and talk about what we like/dislike about the piece. What instruments can they hear? Are there any voices? Is the music fast/slow? How does it make them feel?</p>
<p><b>DT/ART</b></p> 	<p>To develop accurate cutting and joining skills.</p>
<p><b>PE</b></p> 	<p>To select movements from those they have practiced to create their dance.</p>
<p><b>Outdoor Learning</b></p> 	<p>To identify the changes that happen in spring.</p>
<p><b>History</b></p> 	<p>To describe the features of a castle and why they were important.</p>
<p><b>Computing</b></p> 	<p>To understand that when a computer does something it is following a set of instructions called a 'code.'</p>
<p><b>RE</b></p> 	<p>To read the Easter Story and think about what parts of this story show Jesus as human and divine.</p>

Below are some words you may like to practice reading with your child at home. Remember - the red words are tricky as we can't decode and blend them! You may like to simply read them on the screen or use them as flashcards. If you do not have access to a printer, please ask your child's teacher to print them for you. If your child would like a challenge, can they choose a few of the words to practise writing and spelling? We have also been practising reading alien nonsense words to develop our decoding and blending skills – can you have fun reading these together?

<b>learn</b>	<b>search</b>
<b>early</b>	<b>wriggle</b>
<b>wrinkle</b>	<b>wrong</b>
<b>listen</b>	<b>castle</b>
<b>stomach</b>	<b>school</b>
<b>echo</b>	<b>chef</b>
many	any
friend	through
two	laugh
because	eye

steck



chom



hild



tord



quemp



thazz



geck



blan



spron



stroft



tox



terg



bim



blurst



vap



voo

