



MARCH 2024



# Holmesdale Community Infant School and Nursery



HOLMESDALE SCHOOL NEWSLETTER



## TAKE A PEEK

PAGE 2	Message from Mrs Mullarkey
PAGES 3 / 7	Feature Articles
PAGES 8 / 9	EYFS News
PAGES 10 / 11	Year 1 News
PAGES 12 / 13	Year 2 News
PAGES 14 /15	Sports Round

## DATES FOR YOUR DIARIES

- ❖ Summer Term Starts – Monday 15th April
- ❖ Volunteer Information Meeting – 9.15 Friday 26th April
- ❖ Ducks Class Assembly – 9.15am Friday 3rd May
- ❖ Rabbits Class Assembly – 9.15am Thursday 9th May
- ❖ Foxes Class Assembly – 9.15am Friday 10th May
- ❖ Reception Trip to Bocketts Farm – Tuesday 14th May

## A MESSAGE FROM MRS MULLARKEY



Dear Families

As we wrap up another exciting term filled with learning and fun, I'd like to extend my heartfelt gratitude to our dedicated staff team. Their passion for learning and commitment makes Holmesdale the exceptional school it is. The creativity, challenges, and joy experienced both inside and outside the classroom this term reflect their outstanding efforts. Well done, team!

I also want to give a big round of applause to the children for their constant hard work and commitment to their learning, as well as for consistently demonstrating the core values of our school. They make us proud every day.


As we bid farewell to the spring term, we do so with a sprinkle of Easter magic, courtesy of the Easter Bunny and our wonderful PSA. A big thank you for the delightful Easter treats shared with the children today.

We are immensely grateful for your ongoing support, and we look forward to welcoming you back on Monday, April 15th, to begin the Summer Term.

Wishing you all a joyous and Happy Easter!  
S. Mullarkey







**We had a fantastic time celebrating World Book Day this year!**



We went on a silhouette hunt and had to guess what book character each silhouette was.




We had an assembly where some of the teachers acted out the story of *The Gruffalo*



We dressed up as our favourite book characters.







We had 91 amazing stories in a jar and enjoyed going up and down the corridor trying to guess what story they represented!



Where's Wally?!  
Can you spot 6  
hiding in  
our library?





# Year 2 Choir

We are very proud of our choir who performed at Reigate Baptist Church. They represented Holmesdale School, as we joined other schools in the academy for an evening of song. Thank you to all the parents/carers who came and showed support, and to the choir for being superstars!

Miss Vickery and Mr Charles





# HOLMESDALE POND DEVELOPMENT



**Thank you to all our volunteers. We have  
made great progress!  
Look out for the next volunteer day...**





British  
Science  
Week  
2024

**THE BIG  
PLASTIC  
COUNT**  
**11-17 MARCH**

The theme for this year's Science Week was Time. The whole school has participated in The Big Plastic Count with each class recording how many plastic items are thrown away each day. We were surprised and delighted that we don't throw away too much!



Year 1 were also very lucky to have a visit from Mrs Hussain, a Year 1 parent and real Scientist!



Mrs Hussain demonstrated some very exciting science which the children thoroughly enjoyed. Thank you!





WELCOME TO EYFS  
MARCH 2024

# NURSERY AND RECEPTION



**Nursery have had a fabulous time learning all about trains!  
We drew large trains on big paper on the floor and had fun  
playing in our train in the role play area.**





WELCOME TO EYFS  
MARCH 2024

# NURSERY AND RECEPTION

We finished off our space topic by trying some space fruit. We used words like crunchy, dry and sweet to describe it.



We have really enjoyed learning some traditional tales. We have been building houses for the three pigs and sharing the porridge for the three little bears.





# Year 1 News

## Welcome to Year 1

Year 1 had a wonderful time visiting Leeds Castle.



Time for lunch! We were ravenous!



They enjoyed exploring the castle and identifying its features.



They enjoyed wearing their costumes as we marched to battle through the maze!

The children were super historians and asked many thoughtful questions.





# Year 1 News

## Welcome to Year 1

The children participated in a drama workshop in which they re-told the story of 'The Swan Princess'.



The children were great ambassadors for our school and we were very proud of them.





# WELCOME TO

# YEAR 2 NEWS

## HOLMESDALE INFANT SCHOOL

### TRANSPORT

This half term we have been learning about different modes of transport. We had a 'Moving Vehicle Day' where the children had to design, make and evaluate their own moving vehicles. We created some fantastic cars, fire trucks, ambulances, ice cream trucks and many more. We hope you enjoy looking at them and talking about them when they're brought home.





# WELCOME TO

# YEAR 2 NEWS

## HOLMESDALE INFANT SCHOOL

At the start of this month, we had a History of Transport workshop. We were immersed into the world of flight, learning about the Montgolfier Brothers who invented the first hot air balloon, to the Wright Brothers with the first successful aeroplane flight.



We learnt a lot about Amelia Earhart and had to recreate her movements in an aeroplane. It was very exciting.





# SPORTS ROUND

WELCOME

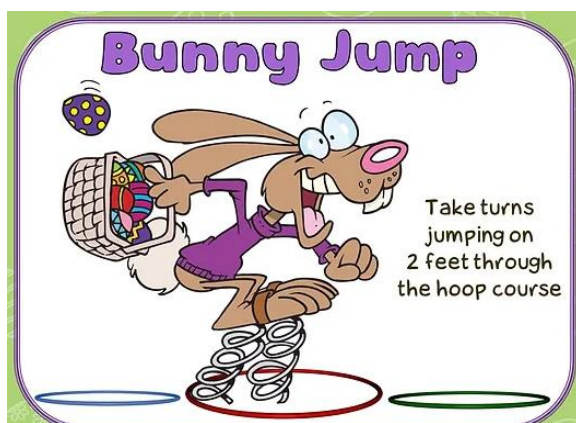
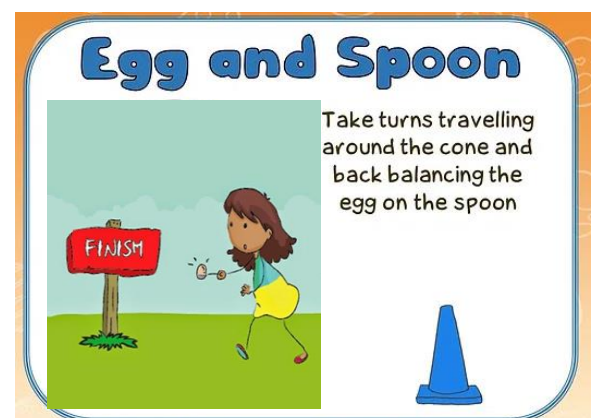

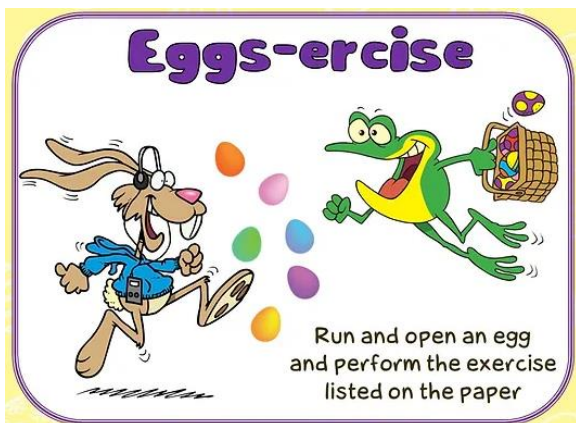
THIS MONTH'S ESSENTIAL PHYSICAL ACTIVITY UPDATES ►

## TRY ONE OF MR CROSBIE'S EASTER ACTIVE CHALLENGES.

Each challenge can be completed at home, at the park and with friends and family. Have fun and enjoy.

## ACTIVE challenge

Pick a card from underneath the egg, then perform the activity for one minute. How could you challenge yourself? Could you beat your time / score?





# SPORTS ROUND

WELCOME


THIS MONTH'S ESSENTIAL PHYSICAL ACTIVITY UPDATES ►

## DIY Olympic Medals for the Next Generation of Champions

With the Paris 2024 Olympic games not far away, we thought it would be great to design your own Paris 2024 Olympic medal. We'd love to see your finished designs, so do bring them in to show or send us a photo of you wearing your medal.



- 1) Draw around a cup and using scissors, cut out the cardboard circles.



- 2) Decorate your medal with paints, felt tips or colouring pencils. Don't forget to colour it gold, silver or bronze.



- 3) Once dry, cut a hole for the ribbon.



- 4) Share your newly created medals with us.

[Info@holmesdale.surrey.sch.uk](mailto:Info@holmesdale.surrey.sch.uk)