






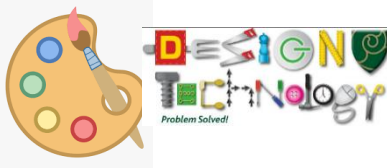






# Year 1

Week beginning: Monday 16<sup>th</sup> September 2024

This week we are learning:	
<b>English</b> 	To write a sentence, remembering spaces between words, capital letters and full stops.  To design and create a poster advertising Biscuit Bear's Circus.
<b>Phonics</b> 	We will be practicing reading CVCC, CCVC, CCVCC, CCCVC and phase 4 words with long vowels. CVCC: <b>Shelf</b> CCVC: <b>Snack</b> CCVCC: <b>Slept</b> CCCVC: <b>Scrap</b> Phase 4 words with long vowels: freshness. Tricky words - was, they, some, come, were, there, sure, pure.
<b>Handwriting</b> 	To correctly form the letters: d, g, q.
<b>Maths</b> 	To compare numbers. To understand less than, greater than and equal to. To count forwards and backwards. To know fewer, more and the same. To say one more and one less within 10.
<b>Reading</b> 	We will be reading and enjoying books in small groups this week.  Library: To read for pleasure and follow the library rules.
<b>Science</b> 	To explore materials and begin to describe simple physical properties of toys.
<b>PSHE</b> 	To understand the rights and responsibilities as a member of my class. To know that I belong to my class.

<p><b>DT/Art</b></p> 	<p>To use cutting skills to make a split pin bear. To make a bear puppet for the circus.</p>
<p><b>Music</b></p> 	<p><b><u>Music of the week</u></b> Rhapsody in Blue written by George Gershwin</p> <p>To listen to and talk about what they like or dislike about the piece of music. To name instruments they can hear or see. To decide if the music is fast or slow. To explain how the music makes them feel.</p>
<p><b>PE</b></p> 	<p>Gym: To follow instructions and practice skills that have been demonstrated. Games: To control the ball with their feet and roll it in different directions.</p>
<p><b>Outdoor Learning</b></p> 	<p>To revisit the woodland rules and explore it safely with a friend. To go on a toy hunt around the woodland and discuss what materials they are made from.</p>
<p><b>Computing</b></p> 	<p>To learn how to use the tablets safely, respectfully and sensibly.</p>

Below are some words you may like to practice reading with your child at home. Remember - the red words are tricky as we can't decode and blend them! You may like to simply read them on the screen or use them as flashcards. If you do not have access to a printer, please ask your child's teacher to print them for you. If your child would like a challenge, can they choose a few of the words to practise writing and spelling?

snack	squelch
plum	floating
green	groan
windmill	starfish
was	they
some	come
were	there
sure	pure