


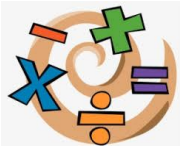








Year 1

Week beginning: Monday 15th September 2025

This week we are learning:	
<p>English</p>  An illustration of a green chalkboard with the word 'English' written on it. In front of the board are several books and a blue pencil holder containing yellow pencils.	To write a simple sentence including a capital letter and full stop.
<p>Phonics</p>  The word 'Phonics' written in large, colorful, bubbly letters. A yellow star is positioned above the letter 'i'.	To review the following sounds: air, er, -s, -es Tricky words: When, what, he, she, we, be, me, have, love
<p>Handwriting</p>  An illustration of a notepad with the words 'Neat' and 'Work!' written on it. A yellow pencil is shown writing on the notepad.	To form curly caterpillar letter correctly: e, g, q
<p>Maths</p>  A collection of colorful mathematical symbols including a plus sign, a minus sign, a multiplication sign, a division sign, and an equals sign, arranged around a central number '1'.	I can find 1 more than a given number. I can count backwards within 10. I can find 1 less than a given number. I can match one object to another to see if the groups are the same.
<p>Reading</p>  An illustration of an open book with yellow pages and a blue cover.	To compare two stories we have read recently.
<p>Science</p>  A collection of colorful science-related icons including a rocket, a test tube, a globe, a sun, a magnifying glass, and a lightbulb. The word 'SCIENCE' is written in large, colorful letters.	To identify everyday materials. To sort objects into groups based on the materials they are made from.
<p>PSHE</p>  A cartoon character that looks like a yellow puzzle piece with a smiling face, arms, and legs.	To understand the rights and responsibilities as a member of my class. To know that I belong to my class.

<p>Music</p> 	<p>Song of the week: Rhapsody in Blue written by George Gershwin.</p> <p>To listen to and talk about what they like or dislike about the piece of music. To name instruments they can hear or see. To decide if the music is fast or slow. To explain how the music makes them feel.</p>
<p>PE</p> 	<p>Gymnastics: To follow instructions and practise skills that have been demonstrated.</p> <p>Games: To understand rules for being outside for PE. To listen carefully to instructions. To take part in team games.</p>
<p>Outdoor Learning</p> 	<p>To go on a scavenger hunt in the woodlands.</p>

Below are some words you may like to practice reading with your child at home. Remember - the red words are tricky as we can't decode and blend them! You may like to simply read them on the screen or use them as flashcards. If you do not have access to a printer, please ask your child's teacher to print them for you. If your child would like a challenge, can they choose a few of the words to practise writing and spelling?

<p>hair</p>	<p>bigger</p>
<p>cheep</p>	<p>shower</p>

teeth

sheep

rubbish

tooth

cartoon

bedroom

singer

shark

what

when

he

she

we

be

me

have

love