


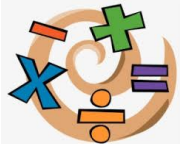










Year 1

Week beginning: Monday 22nd September 2025

This week we are learning:	
English  An illustration of a green chalkboard with the word 'English' written on it. In front of the board are several books and a blue pencil holder containing yellow and red pencils.	To write a sentence with a capital letter and a full stop. To write a sentence with an adjective.
Phonics  The word 'Phonics' written in a colorful, bubbly font. The letters are in shades of blue, green, yellow, and red, with a small star above the 'i'.	To review CVCC, CVC, CCVCC, CCCVC words as well as phase 4 words with long vowels. Tricky words: was, they, some, come, were, there, sure, pure.
Handwriting  An illustration of a notepad with the words 'Neat' and 'Work!' written on it. A yellow pencil is shown writing on the notepad.	To form curly caterpillar letter correctly: s, f, g, q, e
Maths  An illustration of various mathematical symbols including a plus sign, a minus sign, a multiplication sign, a division sign, and an equals sign, arranged around a central circle.	To compare groups of objects and say whether there are more, fewer or the same. To compare numbers using the words "less than," "greater than" and "equal to," and the symbols $<$, $>$ and $=$. To compare numbers within 10 using the words "greater than", "less than" and "equal to", and the symbols $<$, $>$ and $=$.
Reading  An illustration of an open book with yellow pages and a blue cover.	To use retrieval skills to answer questions about a text.
Science  An illustration of various science-related items including a rocket, a globe, a sun, a microscope, a test tube, and a beaker.	To recognise and describe the differences between materials.
PSHE  An illustration of a smiling, anthropomorphic orange puzzle piece character with arms and legs.	To understand the rights and responsibilities as a member of my class. To know how to make my class a safe place for everybody to learn. To understand what a school council is and to vote for our class representative.

<p style="text-align: center;">Music</p> 	<p>Song of the week: Symphony No. 1 in E Minor: IV. Finale American composer Florence Price wrote the 4th movement from Symphony No. 1 in 1933</p> <p>To listen to and talk about what they like or dislike about the piece of music. To name instruments they can hear or see. To decide if the music fast or slow. To explain how the music makes them feel.</p> <p>To demonstrate an understanding of pulse using parts of the body.</p>
<p style="text-align: center;">PE</p> 	<p>Golf: To explore different ways of moving. To move in different ways to meet an end goal.</p> <p>Handball: To send a ball/equipment towards a target. To understand how to score in games.</p>
<p style="text-align: center;">Outdoor Learning</p> 	<p>To collect and sort natural resources.</p>
<p style="text-align: center;">History</p> 	<p>To recognise differences and similarities between toys now and toys in the past. To observe and handle old toys. To ask and answer questions about toys in the past.</p>
<p style="text-align: center;">RE</p> 	<p>To learn that Christians believe that God continues to give and that He would like them to give too.</p> <p>To consider what we are thankful for.</p>

Below are some words you may like to practice reading with your child at home. Remember - the red words are tricky as we can't decode and blend them! You may like to simply read them on the screen or use them as flashcards. If you do not have access to a printer, please ask your child's teacher to print them for you. If your child would like a challenge, can they choose a few of the words to practise writing and spelling?

snack

squelch

springs

scrubs

green

floating

starfish

treetop

was

they

some

come

were

there

sure

pure