


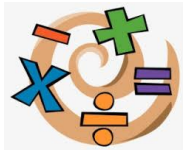
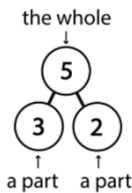










# Year 1

Week beginning: Monday 29th September 2025

<b>This week we are learning:</b>	
<p><b>English</b></p> 	<p>To listen to a story and answer questions about it. To read a letter. To write a sentence with a capital letter and a full stop. To identify an adjective.</p>
<p><b>Phonics</b></p> 	<p>To learn the following phase 5 sounds: ay, ou, oy, ea</p> <p>To review the following tricky words: said, says, you, do, like, little, push, put, pull, full</p>
<p><b>Handwriting</b></p> 	<p>To form curly caterpillar letter correctly: s, a, f</p>
<p><b>Maths</b></p> 	<p>To order three groups of objects and three numbers, using the words most, fewest, greatest and smallest. To use a number line to count, find 1 more and 1 less, and compare numbers. To explore numbers by identifying their parts and the whole.</p> 
<p><b>Reading</b></p> 	<p>To be able to predict what will happen in a story.</p>
<p><b>Science</b></p> 	<p>To describe the properties of materials.</p>

<p><b>PSHE</b></p> 	<p>To know my views are valued and can contribute to the Learning Charter. To recognise how it feels to be proud of an achievement.</p>
<p><b>Music</b></p> 	<p><b><u>Music of the week</u></b> Rhapsody in Blue written by George Gershwin who is playing the piano in this recording in 1924.</p> <p><b><u>Kapow</u></b> To keep a pulse and show a sound pattern using bodies and voices.</p>
<p><b>DT</b></p> 	<p>To be able to create a soft toy using a sock.</p>
<p><b>PE</b></p> 	<p><b><u>Golf</u></b> To explore different ways of moving with a ball. To perform basic skills needed for games with control and accuracy.</p> <p><b><u>Handball</u></b> To move fluently, changing direction and speed easily and avoiding collisions. To recognise space in their games and use it to their advantage.</p>
<p><b>Outdoor Learning</b></p> 	<p>To describe the properties of objects around the playground.</p>
<p><b>History</b></p> 	<p>To recognise differences and similarities between toys now and toys in the past. To observe and handle old toys.</p>

Below are some words you may like to practice reading with your child at home. Remember - the red words are tricky as we can't decode and blend them! You may like to simply read them on the screen or use them as flashcards. If you do not have access to a printer, please ask your child's teacher to print them for you. If your child would like a challenge, can they choose a few of the words to practise writing and spelling?

play

spray

cloud

about

boy

annoy

treat

read

said

says

you

do

like

little

push

pull

put

full