


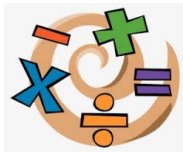
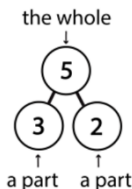









Year 1

Week beginning: Monday 6th October 2025

This week we are learning:	
English 	To write a sentence with a capital letter and a full stop. To identify an adjective. To write a descriptive sentence.
Phonics 	To review longer words and digraphs taught so far: ay, ou, oy, ea We will be reviewing the following tricky words: all, are, I, of, one, here, today
Handwriting 	To form curly caterpillar letter correctly: g, d, f
Maths 	I can use a part-whole model to show how a whole can be split into parts. I can use + and = to write my addition number sentence. 
Reading 	To be able to retrieve information from a text. To celebrate Black History Month, throughout October, we will be reading stories from other cultures and finding out about influential black people. To read facts about Marcus Rashford.
Science 	To group materials based on their properties (absorbency). To make observations and record data.
PSHE 	To recognise the choices I make and understand the consequences. To recognise the range of feelings when I face certain consequences.

<p>Music</p> 	<p>Song of the week: Mo matchi (Song of the Bees) from Bangladesh</p> <p>To listen to and talk about what they like or dislike about the piece of music.</p> <p>To name instruments they can hear or see.</p> <p>To decide if the music is fast or slow.</p> <p>To explain how the music makes them feel.</p>
<p>PE</p> 	<p>Golf</p> <p>To show increasing control when pushing, patting, throwing and catching a ball.</p> <p>To roll a ball with consistent accuracy.</p> <p>To develop movement and co-ordination.</p> <p>Handball</p> <ol style="list-style-type: none"> To show control of the ball with basic actions. Describe what they have done or seen others doing.
<p>Outdoor Learning</p> 	<p>To go on a 'feeling good hunt' around the playground.</p>
<p>History</p> 	<p>To recognise differences and similarities between toys now and toys in the past.</p> <p>To observe and handle old toys.</p>

Below are some words you may like to practice reading with your child at home. Remember - the red words are tricky as we can't decode and blend them! You may like to simply read them on the screen or use them as flashcards. If you do not have access to a printer, please ask your child's teacher to print them for you. If your child would like a challenge, can they choose a few of the words to practise writing and spelling?

<p>rooftop</p>	<p>earring</p>
----------------	----------------

bedroom

lightning

powder

farmer

all

are

I

of

one

here

today