


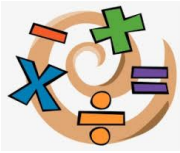
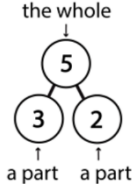








Year 1

Week beginning: Monday 13th October 2025

This week we are learning:	
<p>English</p> 	<p>To write a sentence starting with a capital letter and ending in a full stop.</p>
<p>Phonics</p> 	<p>To review the following graphemes: ear, air, ay, ou, ea</p> <p>To review the following tricky words: said, says, you, do, like, little, push, put, pull, full, no, go, so, my, by, to, into, the, what, when, the</p>
<p>Handwriting</p> 	<p>To form curly caterpillar letter correctly: s, d, q</p>
<p>Maths</p> 	<p>To use a part-whole model to show how a whole can be split into parts.</p> <p>To use addition fact families to show different ways to make the same total and explain that the order does not matter.</p> 
<p>Reading</p> 	<p>To be able to retrieve information from a text.</p> <p>To celebrate Black History Month, throughout October, we will be reading stories from other cultures and finding out about influential black people.</p> <p>To read facts about Mae Jemison.</p>
<p>Science</p> 	<p>To group materials based on their properties (waterproofness).</p> <p>To plan a test and suggest what might happen.</p>
<p>PSHE</p> 	<p>To understand my rights and responsibilities within our school and understand my choices in following the rules at school.</p> <p>To discuss how we can keep safe near roads.</p>

<p style="text-align: center;">Music</p> 	<p>Song of the week: Hoedown from the Rodeo written by American composer Aaron Copland in 1942.</p> <p>To listen to and talk about what they like or dislike about the piece of music. To name instruments they can hear or see. To decide if the music is fast or slow. To explain how the music makes them feel.</p>
<p style="text-align: center;">PE</p> 	<p>Golf To send objects towards a target with increasing accuracy. To improve accuracy when aiming towards a moving target. To begin to explore using the golf putter to putt towards a target.</p> <p>Handball To understand the concept of getting in line with a ball to receive it. To show control and accuracy when throwing a ball underarm. To pass the ball so it is difficult for an opponent to intercept.</p>
<p style="text-align: center;">Art</p> 	<p>To explore control and pressure to create different types of lines.</p>

Below are some words you may like to practice reading with your child at home. Remember - the red words are tricky as we can't decode and blend them! You may like to simply read them on the screen or use them as flashcards. If you do not have access to a printer, please ask your child's teacher to print them for you. If your child would like a challenge, can they choose a few of the words to practise writing and spelling?

<p style="text-align: center; font-size: 2em;">beard</p>	<p style="text-align: center; font-size: 2em;">earring</p>
<p style="text-align: center; font-size: 2em;">pair</p>	<p style="text-align: center; font-size: 2em;">chair</p>

spray

crayon

proud

about

treat

least

said

says

you

do

like

little

push

put

pull

full

no

go

so

my

by

to

into

the

what

when