
















Week beginning 20th October 2025

This week In Year 2 we are learning:

<p>English</p> 	<p><u>Jim and the Beanstalk</u> To write an invented section of a familiar story. To edit and improve a piece of writing.</p> 
<p>Maths</p> 	<p>To use knowledge of number bonds to 10 to find bonds to 100. To add and subtract one-digit numbers. To add by making 10.</p>
<p>Phonics</p> 	<p>To revisit and review the alternative phase 5 phonemes for: ie (shriek, fried) y (happy, fly) ea (please, bread) a (apple, acorn, water)</p> <p>To revisit and review the tricky word: friend</p>
<p>Handwriting</p> 	<p>To write numbers to 10 using the correct formation.</p>
<p>PE – Golf</p> 	<p>To develop technique when using the golf putter. To use the putter to send the ball towards a target. To compete with others in simple putting games.</p>
<p>Mindfulness</p> 	<p>To use breathing techniques to aid mindfulness.</p>
<p>Reading</p> 	<p><u>Whole Class Reading</u> To read with prosody. To answer written comprehension questions. To predict what might happen next in a story.</p> 
<p>Music of the week</p> 	<p>American Duke Ellington Black and Tan Fantasy 1927 DUKE ELLINGTON & HIS ORCHESTRA - «Black & Tan Fantasy» (1927) - YouTube</p>
<p>Geography</p> 	<p>To locate the equator on a world map.</p>
<p>Science</p> 	<p>To compare the suitability of materials for particular uses. To recognise that some materials are harmful to the environment.</p>

<p>Black History Month</p> 	<p>To learn about and celebrate the achievements of black people throughout history</p> <p>https://www.bbc.co.uk/cbeebies/curations/black-history-month</p>
<p>Art</p> 	<p>To explore drawing techniques using a range of materials. To develop tonal shading skills using control and pressure.</p>
<p>Art/Outdoor learning</p> 	<p>To explore and describe texture through touch and rubbings.</p>