


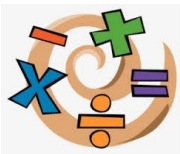









# Year 1

Week beginning: Monday 3rd November 2025

This week we are learning:	
<p><b>English</b></p>  An illustration of a green chalkboard with the word 'English' written on it. In front of the board are several books and a blue pencil holder containing yellow and blue pencils.	<p>To ask a question.</p> <p>To form a question mark correctly.</p> <p>To understand that a question mark is used at the end of a written question.</p>
<p><b>Phonics</b></p>  The word 'Phonics' written in a colorful, bubbly font. A yellow star is positioned above the letter 'i'.	<p>To learn the digraphs:</p> <p><b>ir</b> bird</p> <p><b>ie</b> pie</p> <p><b>ue</b> blue (makes an oo sound) rescue (makes a yoo sound)</p> <p><b>u</b> unicorn</p> <p><b>Tricky words:</b> their, people, oh, your</p>
<p><b>Handwriting</b></p>  An illustration of a piece of lined paper with the words 'Neat' and 'Work!' written on it. A yellow pencil is shown writing on the paper.	<p>To form robot arm letters correctly:</p> <p>r, b, m</p>
<p><b>Maths</b></p>  A circular collage of mathematical symbols including a plus sign, a minus sign, a multiplication sign, a division sign, and an equals sign.	<p>To find all the number bonds that make 10.</p> <p>To combine two parts to make a whole and explain my answer using correct mathematical language.</p>
<p><b>Reading</b></p>  An illustration of an open book with yellow pages and a blue cover.	<p>To be able to recall key information from a non-fiction text.</p>
<p><b>Science</b></p>  A collage of science-related icons including a rocket, a globe, a lightbulb, a microscope, a test tube, and a sun.	<p>To identify how the weather changes across the four seasons</p>

<p><b>PSHE</b></p> 	<p>To identify similarities between people in my class</p> <p>To tell you some ways in which I am the same as my friends</p>
<p><b>Music</b></p> 	<p><b>Song of the week:</b> We will be listening to Northern Lights by Eriks Ešenvalds.</p> <p>To listen to and talk about what they like or dislike about the piece of music.</p> <p>To name instruments they can hear or see.</p> <p>To decide if the music is fast or slow.</p> <p>To explain how the music makes them feel.</p>
<p><b>PE</b></p> 	<p><b>Golf</b> To compete against others in modified golf games.</p> <p>To use the skills learnt throughout the unit to participate in modified crazy golf.</p> <p><b>Handball</b> To shoot successfully at a goal.</p> <p>To plan where to stand to make it difficult for an opponent.</p> <p>To understand how to play in a safe way.</p>
<p><b>Art</b></p> 	<p>To connect lines to create shapes.</p>
<p><b>Computing</b></p> 	<p>To create a fireworks picture on Busy Things using a tablet.</p>

Below are some words you may like to practice reading with your child at home. Remember - the red words are tricky as we can't decode and blend them! You may like to simply read them on the screen or use them as flashcards. If you do not have access to a printer, please ask your child's teacher to print them for you. If your child would like a challenge, can they choose a few of the words to practise writing and spelling?

first	third
shirt	tried
cried	pie
clue	true
glue	argue
unicorn	human

music

unit

their

people

oh

your