


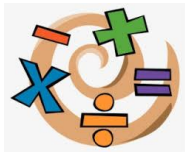










Year 1

Week beginning: Monday 10th November 2025

| This week we are learning: | |
|--|--|
| <p>English</p>  | <p>To write a sentence with correct punctuation.</p> |
| <p>Phonics</p>  | <p>We will be learning the following new sounds:</p> <p>/oa/ o go /igh/ i tiger /ai/ a paper /ee/ e he</p> <p>We will be learning the following new tricky words:</p> <p>Mr Mrs Ms ask</p> |
| <p>Handwriting</p>  | <p>To form robot arm letters correctly: n, h, p</p> |
| <p>Maths</p>  | <p>To add more to a number and find the total using objects, pictures, or a number line.</p> <p>To use what I know about number bonds to solve addition problems.</p> <p>To develop my reasoning and problem-solving skills.</p> |
| <p>Reading</p>  | <p>To sequence a story in order.</p> <p>To be able to infer from a text or picture.</p>  |
| <p>Science</p>  | <p>To identify events and activities that take place in different seasons.</p> |
| <p>PSHE</p>  | <p>To identify differences between people in my class.</p> <p>To tell you some ways I am different from my friends.</p> |

| | |
|---|---|
| <p style="text-align: center;">Music</p>  | <p>Song of the week: Music by 'Stomp' who create music using everyday objects.</p> <p>To listen to and talk about what they like or dislike about the piece of music. To name instruments they can hear or see. To decide if the music fast or slow. To explain how the music makes them feel.</p> |
| <p style="text-align: center;">PE</p>  | <p><u>Gymnastics</u> To explore different ways to travel safely. To move with purpose and accuracy.</p> <p><u>Dance</u> To respond imaginatively to stimuli. To combine different ways of travelling.</p> |
| <p style="text-align: center;">Art</p>  | <p>To explore lines and shapes in pictures for portrait drawing</p> |
| <p style="text-align: center;">Geography</p>  | <p>To locate the school on an aerial photograph.</p> |

Below are some words you may like to practice reading with your child at home. Remember - the red words are tricky as we can't decode and blend them! You may like to simply read them on the screen or use them as flashcards. If you do not have access to a printer, please ask your child's teacher to print them for you. If your child would like a challenge, can they choose a few of the words to practise writing and spelling?

| | |
|-------|---------|
| most | open |
| child | wild |
| paper | chasing |
| being | secret |
| Mr | Mrs |
| Ms | ask |