













Year 1

Week beginning: Monday 17th November 2025

This week we are learning:	
<p>English</p>  An illustration of a green chalkboard with the word 'English' written on it. In front of the board are several books and a blue pencil holder containing pencils.	<p>To write a sentence using correct punctuation.</p> <p>To re-tell a narrative.</p>
<p>Phonics</p>  The word 'Phonics' written in large, colorful, bubbly letters.	<p>We will be learning the following new sounds:</p> <p>/ai/ a-e shake /igh/ i-e time /oa/ o-e home /ool/ /yoo/ u-e rude cute</p> <p>We refer to these digraphs as 'split digraphs.' You might like to ask your child to try to spot split digraphs in books when you are reading together.</p> <p>We will be learning the following new tricky words:</p> <p>could would should our</p>
<p>Handwriting</p>  An illustration of a notepad with the words 'Neat work!' written on it, a yellow star, and a yellow pencil.	<p>To form robot arm letters correctly:</p> <p>k, h, p</p>
<p>Maths</p>  An illustration of various mathematical symbols including a plus sign, a minus sign, a multiplication sign, a division sign, and an equals sign, along with a number 1.	<p>To find a missing part when I know the whole and one part.</p> <p>To use the subtraction symbol to show taking away or finding a missing part.</p> <p>To find and write all the addition and subtraction facts in a fact family.</p>
<p>Reading</p>  An illustration of an open book with yellow pages and a blue cover.	<p>To understand what instructions are.</p>
<p>Science</p>  An illustration of various science-related items including a rocket, a globe, a microscope, a test tube, a lightbulb, and a sun.	<p>To recognise how trees change across the four seasons.</p>

<p>PSHE</p> 	<p>To know what bullying is.</p> <p>To try and understand how being bullied might feel.</p>
<p>Music</p> 	<p>Song of the week: Love City Pan Dragons - a youth steel band orchestra from the Virgin Islands playing the steel pans.</p> <p>To listen to and talk about what they like or dislike about the piece of music.</p> <p>To name instruments they can hear or see.</p> <p>To decide if the music fast or slow.</p> <p>To explain how the music makes them feel.</p>
<p>PE</p> 	<p><u>Gymnastics</u> To explore and link a range of movements and shapes.</p> <p>To develop balance and coordination.</p> <p>To describe what they have done or seen others doing.</p> <p><u>Dance</u> To move confidently and safely in their own space, using changes of speed, level and direction.</p> <p>To perform movement phrases using a range of different body actions and body parts.</p>
<p>Art</p> 	<p>To use control and pressure skills to add colour to a drawing.</p>
<p>Outdoor Learning</p> 	<p>To work with a friend to create ephemeral art in the woodlands in the style of Andy Goldsworthy.</p>
<p>Geography</p> 	<p>To locate the school on an aerial photograph.</p>

Below are some words you may like to practice reading with your child at home. Remember - the red words are tricky as we can't decode and blend them! You may like to simply read them on the screen or use them as flashcards. If you do not have access to a printer, please ask your child's teacher to print them for you. If your child would like a challenge, can they choose a few of the words to practise writing and spelling?

snake	game
time	inside
home	woke
cute	rude
could	would
should	our