


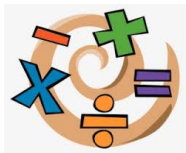









Year 1

Week beginning: Monday 24th November 2025

This week we are learning:	
<p>English</p>  <p>An illustration of a green chalkboard with the word 'English' written on it. In front of the board are a stack of books, a pencil holder with pencils, and a small blue container.</p>	<p>To rehearse a sentence orally.</p> <p>To write sentences remembering capital letters and full stops.</p> <p>To identify adjectives.</p>
<p>Phonics</p>  <p>The word 'Phonics' written in a colorful, bubbly font with a star above the letter 'i'.</p>	<p>We will be learning the following sounds:</p> <p>/ee/ e-e these /oo/ /yoo/ ew chew new /ee/ ie shield /or/ aw claw</p> <p>We will be learning the following tricky words:</p> <p>house mouse water want</p>
<p>Handwriting</p>  <p>An illustration of a notepad with the words 'Neat' and 'Work!' written on it. A yellow pencil is shown writing on the notepad.</p>	<p>To be able to form long ladder letters correctly: l, j, u</p>
<p>Maths</p>  <p>An illustration of various mathematical symbols including a plus sign, a minus sign, a multiplication sign, a division sign, and an equals sign, along with a number line.</p>	<p>To find and write all the addition and subtraction facts in a fact family.</p> <p>To take objects away and find out how many are left.</p> <p>To use a number sentence to show what happens when we take away.</p>
<p>Reading</p>  <p>An illustration of an open book with yellow pages and a blue cover.</p>	<p>To be able to follow instructions and identify key features.</p>
<p>PSHE</p>  <p>An illustration of a smiling, anthropomorphic yellow character that looks like a puzzle piece.</p>	<p>To know some people who I could talk to if I was feeling unhappy or being bullied.</p> <p>To be kind to children who are feeling unhappy.</p>

<p style="text-align: center;">Music</p> 	<p>We will be learning Christmas songs ready for our performance.</p> <p>Song of the week: Mozart - Rondo Alla Turca (Turkish March)</p> <p>To listen to and talk about what they like or dislike about the piece of music. To name instruments they can hear or see. To decide if the music fast or slow. To explain how the music makes them feel.</p>
<p style="text-align: center;">PE</p> 	<p><u>Gymnastics</u> To learn and develop the quality of an egg roll. To copy and create movement phases.</p> <p><u>Dance</u> To perform dances using simple movement patterns. To move fluently, changing direction and speed.</p>
<p style="text-align: center;">Art</p> 	<p>To use control and pressure skills to add colour to a drawing.</p>
<p style="text-align: center;">Outdoor Learning</p> 	<p>To use natural resources to create patterns and art in the style of Andy Goldsworthy.</p>
<p style="text-align: center;">Geography</p> 	<p>To create a map of the classroom.</p>

Below are some words you may like to practice reading with your child at home. Remember - the red words are tricky as we can't decode and blend them! You may like to simply read them on the screen or use them as flashcards. If you do not have access to a printer, please ask your child's teacher to print them for you. If your child would like a challenge, can they choose a few of the words to practise writing and spelling?

these	complete
new	grew
brownie	field
draw	straw
bodies	squawk
house	mouse
water	want