










Year 1

Week beginning: Monday 1st December 2025

This week we are learning:	
<p>English</p>  An illustration of a green chalkboard with the word 'English' written on it. In front of the board are a stack of books, a pencil holder with pencils, and a small blue container.	<p>To read instructions.</p> <p>To follow instructions.</p> <p>To identify verbs.</p>
<p>Phonics</p>  The word 'Phonics' written in a colorful, bubbly font with a star above the 'i'.	<p>We will be reviewing the following sounds:</p> <p>/igh/ ie i i-e as in fried spider ripe</p> <p>/ai/ ay a a-e as in spray acorn take</p> <p>/oa/ oa o o-e as in groan post home</p> <p>/ee/ e ie e-e ea as in she brownie these treat</p> <p>/oo/ /yoo/ ew u-e u ue as in blew cute music rescue</p> <p>We will be reviewing the following tricky words covered this term so far:</p> <p>House mouse water want they pure sure could would should our some come love your people their oh Mr Mrs Ms ask were there little here today one their when what here</p>
<p>Handwriting</p>  An illustration of a notepad with the words 'Neat Work!' written on it, a yellow star, and a yellow pencil.	<p>To be able to form long ladder letters correctly:</p> <p>j, k</p>
<p>Maths</p>  An illustration of a circular arrangement of math symbols: a plus sign, a minus sign, a multiplication sign, a division sign, and an equals sign.	<p>To use a number line to count back and solve subtraction problems.</p> <p>To add or subtract 1 or 2 and choose the correct operation to solve a problem.</p> <p>To develop my reasoning and problem-solving skills.</p>
<p>Reading</p>  An illustration of an open book with yellow pages and a blue cover.	<p>We will be reading and learning the lyrics for our Christmas songs and class poems.</p>
<p>PSHE</p>  An illustration of a smiling, anthropomorphic orange character with a square body, arms, and legs.	<p>To know how to make new friends.</p> <p>To know how it feels to make a new friend.</p>

<p>Music</p> 	<p>We will be learning Christmas songs ready for our performance.</p> <p>Song of the week: Wild Man by Kate Bush</p> <p>To listen to and talk about what they like or dislike about the piece of music. To name instruments they can hear or see. To decide if the music is fast or slow. To explain how the music makes them feel.</p>
<p>PE</p> 	<p><u>Dance</u></p> <p>To perform dances using simple movement patterns in time to the music.</p> <p>To move fluently, changing direction and speed.</p>
<p>DT</p> 	<p>To design for a purpose.</p> <p>To use a range of tools and equipment to complete a task.</p>

Below are some words you may like to practice reading with your child at home. Remember - the red words are tricky as we can't decode and blend them! You may like to simply read them on the screen or use them as flashcards. If you do not have access to a printer, please ask your child's teacher to print them for you. If your child would like a challenge, can they choose a few of the words to practise writing and spelling?

fried	spider
ripe	spray

acorn

take

groan

post

home

brownie

these

treat

blew

cute

music

rescue

house

mouse

water

want

they

pure

sure

could

would

should

our

some

love

your

people

their

oh

Mr

Mrs

Ms

ask

were

there

little

here

today

one

their

when

what

here