












Year 1

Week beginning: 05.01.26

This week we are learning:	
<p>English</p>  An illustration of a green chalkboard with the word 'English' written on it. In front of the board are several books and a blue pencil holder containing colored pencils.	<p>To rehearse a sentence verbally and write it. To use the conjunction 'because'. To ask a range of questions to investigate. To use a question mark. To use the 'wh' grapheme. To write questions.</p>
<p>Phonics</p>  The word 'Phonics' written in large, colorful, bubbly letters.	<p>New sounds: /ee/ y /e/ ea /w/ wh /oa/ oe ou</p> <p>New tricky words: Any Many Again</p>
<p>Handwriting</p>  An illustration of a notepad with the words 'Neat' and 'Work!' written on it, and a yellow pencil with a pink eraser.	<p>To form zigzag letters correctly.</p>
<p>Maths</p>  An illustration of various mathematical symbols including a plus sign, a minus sign, a multiplication sign, a division sign, and an equals sign, along with some numbers.	<p>To count forwards and backwards to 20. To understand that 10 is made of ten ones and is the same as one ten. To understand that 11, 12 and 13 are made of one ten and some ones. To understand that 14, 15 and 16 are made of one ten and some ones.</p>
<p>Reading</p>  An illustration of an open book with yellow pages and a blue cover.	<p>To recall information on the Victorians. To read for pleasure.</p>
<p>Science</p>  An illustration of various science-related items including a rocket, a test tube, a beaker, a globe, a sun, and a question mark.	<p>To recognise that daylight hours change across the four seasons. To record data in a pictogram.</p>
<p>PSHE</p>  An illustration of a smiling, anthropomorphic yellow character that looks like a puzzle piece.	<p>To set simple goals. To talk you about a thing they do well.</p>

<p>Music</p> 	<p>To listen to and talk about what they like or dislike about the piece of music. To name instruments they can hear or see. To decide if the music is fast or slow. To explain how the music makes them feel.</p> <p>Song of the week: Fanfarra (Cabua - Le Le) Sergio Mendes/Carlinhos Brown</p>
<p>PE</p> 	<p>To explore different ways of traveling safely. To move with purpose and accuracy. To explore and link a range of movements and shapes. To develop balance and coordination. To describe what they have done or seen others doing.</p>
<p>Geography</p> 	<p>To draw a simple map.</p>
<p>Art</p> 	<p>To develop our fine motor skills to create our new year's wishing star.</p>

Below are some words you may like to practice reading with your child at home. Remember - the red words are tricky as we can't decode and blend them! You may like to simply read them on the screen or use them as flashcards. If you do not have access to a printer, please ask your child's teacher to print them for you. If your child would like a challenge, can they choose a few of the words to practise writing and spelling?

<p>any</p>	<p>many</p>
<p>again</p>	<p>happy</p>
<p>silly</p>	<p>hairy</p>
<p>feather</p>	<p>head</p>

bread	whisper
wheel	white
toe	woe
goes	