











# Year 1

Week beginning: 12.01.26

This week we are learning:	
<p><b>English</b></p>  An illustration of a green chalkboard with the word 'English' written on it. In front of the board are a stack of books, a blue pencil holder with pencils, and a small blue container.	<p>To use adjectives to describe a character. To use the conjunction 'and'.</p>
<p><b>Phonics</b></p>  The word 'Phonics' written in a colorful, bubbly font with a star above the letter 'i'.	<p><b>New sounds:</b> /igh/ y /oa/ ow /j/ g /f/ ph</p> <p><b>New tricky words:</b> Who Whole Where Two</p>
<p><b>Handwriting</b></p>  An illustration of a piece of lined paper with the words 'Neat' and 'Work!' written on it. A yellow pencil is shown writing the word 'Work!'.	<p>To form letters z, g, s and d correctly.</p>
<p><b>Maths</b></p>  An illustration of various mathematical symbols including a plus sign, a minus sign, a multiplication sign, a division sign, and an equals sign, along with a number line.	<p>To recognise, represent and describe the numbers 17, 18 and 19 as 1 ten and some ones. To show and explain that 20 is made of 2 tens. To find 1 more and 1 less than any number within 20. To read, count and label numbers to 20 on a number line.</p>
<p><b>Reading</b></p>  An illustration of an open book with yellow pages and a blue cover.	<p>To read historical diary entries about everyday life. To read for pleasure.</p>
<p><b>Science</b></p>  An illustration of various science-related items including a rocket, a globe, a sun, a microscope, a test tube, and a beaker.	<p>To observe changes across the four seasons. To gather and record data about how seasons change over time.</p>
<p><b>PSHE</b></p>  An illustration of a smiling, anthropomorphic orange character that looks like a puzzle piece.	<p>To set a goal and work out how to best achieve it. To tell you how I learn best.</p>

<p><b>Music</b></p> 	<p><b>Song of the week:</b> Mars from the Planets</p> <p>To listen to and talk about what they like or dislike about the piece of music. To name instruments they can hear or see. To decide if the music is fast or slow. To explain how the music makes them feel.</p>
<p><b>PE</b></p> 	<p>To explore and link a range of movements and shapes. To develop balance and coordination. To describe what they have done or seen others doing.</p>
<p><b>History</b></p> 	<p>To recognise similarities and differences between ways of life in the past. To recognise that our own lives are different from the lives of people in the past.</p>

Below are some words you may like to practice reading with your child at home. Remember - the red words are tricky as we can't decode and blend them! You may like to simply read them on the screen or use them as flashcards. If you do not have access to a printer, please ask your child's teacher to print them for you. If your child would like a challenge, can they choose a few of the words to practise writing and spelling?

<p>whole</p>	<p>who</p>
<p>two</p>	<p>where</p>
<p>spy</p>	<p>fly</p>

fellow

snow

gem

giant

phone

photo

dolphin

elephant