












# Year 1

Week beginning: 19.01.26

This week we are learning:	
<p><b>English</b></p>  An illustration of a green chalkboard with the word 'English' written on it. In front of the board are a stack of books, a pencil holder with pencils, and a small blue container.	<p>To take part in drama activities. To suggest advice to a character. To read command sentences and identify the verb. To write a command sentence including a verb.</p>
<p><b>Phonics</b></p>  The word 'Phonics' written in large, colorful, bubbly letters. A small yellow star is above the letter 'i'.	<p>New sounds: /l/ le /l/ al /s/ c /v/ ve</p> <p>New tricky words: School Call Different</p>
<p><b>Handwriting</b></p>  An illustration of a notepad with the words 'Neat' and 'Work!' written on it. A yellow pencil is shown writing on the notepad.	<p>To form all letters correctly.</p>
<p><b>Maths</b></p>  An illustration of various mathematical symbols including a plus sign, a minus sign, a multiplication sign, a division sign, and a percent sign, arranged around a central circle.	<p>To use a number line to find 1 more, 1 less, and the numbers between two numbers up to 20. To estimate where a number belongs on a number line. To compare two numbers up to 20 using the words greater than, less than and equal to. To order three numbers up to 20 from smallest to greatest and greatest to smallest.</p>
<p><b>Reading</b></p>  An illustration of an open book with yellow pages and a blue cover.	<p>To read for pleasure.</p>
<p><b>Science</b></p>  An illustration of various science-related items including a rocket, a microscope, a test tube, a beaker, a globe, a sun, and a question mark.	<p>To plan and carry out a weather report</p>
<p><b>PSHE</b></p>  An illustration of a smiling, anthropomorphic orange character made of puzzle pieces.	<p>To understand how to work well with a partner. To celebrate achievement with my partner.</p>

<p style="text-align: center;"><b>Music</b></p> 	<p>To listen to and talk about what they like or dislike about the piece of music.          To name instruments they can hear or see.          To decide if the music is fast or slow.          To explain how the music makes them feel.</p> <p>Song of the week:          Gertrude 'Ma' Rainey - Runaway Blues</p> <p>Learn songs for Victorian Day:          Oranges and Lemons          Here we go round the Mulberry Bush          The School Song</p>
<p style="text-align: center;"><b>PE</b></p> 	<p>To learn and develop the quality of the egg roll.          To copy and create movement phases.</p>
<p style="text-align: center;"><b>RE</b></p> 	<p>To know what it means to treat something with respect          To know that the Torah is the Jewish holy book and contains rules to help Jewish people to live good lives. These rules make life fair for everyone and help them to worship God.</p>
<p style="text-align: center;"><b>Computing</b></p> 	<p>To understand what personal information is and give examples.          To learn that you need to keep your personal information private when playing online games:</p>

Below are some words you may like to practise reading with your child at home. Remember - the red words are tricky as we can't decode and blend them! You may like to simply read them on the screen or use them as flashcards. If you do not have access to a printer, please ask your child's teacher to print them for you. If your child would like a challenge, can they choose a few of the words to practise writing and spelling?

school

call

different

applee

sparklee

beetlee

puddlee

totala

finala

equala

petala

facea

spacea

successe

nicee

give

solve

leave

live