












Year 1

Week beginning: 02.02.26

This week we are learning:	
<p>English</p> 	<p>To speak in full sentences with expression. To listen attentively and respectfully to peers. To plan my own story. To write a story. To use adjectives.</p>
<p>Phonics</p> 	<p>We will be looking at 'growing the code' and how sounds can look differently.</p> <p>/oo//yoo/ ou in soup ui in fruit /eel/ ea e e-e i.e., ey y ee /s/ ss c se ce /z/ zz s se /oa/ ow oe ou o-e o oa</p> <p>We will be reviewing all the tricky words taught so far.</p>
<p>Handwriting</p> 	<p>To form all letters correctly.</p>
<p>Maths</p> 	<p>To use doubles to help me work out near doubles. To use number bonds to subtract within 20. To subtract within 20 by counting back.</p>
<p>Reading</p> 	<p>To read for pleasure. To develop prosody.</p>
<p>Science</p> 	<p>To name parts of the human body. To sort body parts into groups.</p>
<p>PSHE</p> 	<p>To talk about obstacles which make it more difficult to achieve their new challenge and have ideas about how to overcome them. To explain how they feel when they face obstacles and how they feel when they overcome them.</p>

<p>Music</p> 	<p>To listen to and talk about what they like or dislike about the piece of music. To name instruments they can hear or see. To decide if the music is fast or slow. To explain how the music makes them feel.</p> <p>Song of the Week: Badinerie from Orchestral Suite No. 2 in B minor (J. S. Bach) https://www.youtube.com/watch?v=gyMtlvOcojU</p>
<p>PE</p> 	<p>To create linked movement phrases with beginning, middle and ends. To perform movement phrases using a range of body actions and body parts. To take part in a Victorian style drill exercise.</p>
<p>History</p> 	<p>To learn how school is different now and in the past. To recognise in what ways our lives are different from the lives of people in the past. To evaluate life as a child in a Victorian school. To write an evaluation.</p>
<p>RE</p> 	<p>To learn about where the Torah 'lives' and think about how this shows that it is important.</p>

Below are some words you may like to practise reading with your child at home. You may like to simply read them on the screen or use them as flashcards. If you do not have access to a printer, please ask your child's teacher to print them for you. If your child would like a challenge, can they choose a few of the words to practise writing and spelling?

<p>s<u>o</u>up</p>	<p>y<u>o</u>uth</p>
<p>f<u>r</u>uit</p>	<p>b<u>r</u>uise</p>

teeth

wheel

treat

eating

belief

bodies

monkey

honey

fever

these

horse

cheese

fence

ice

puzzle

fizzy

success

princess

yellow

follow

coat

groan

home

stone

post

go