















Week beginning 2nd February 2026

This week In Year 2 we are learning:

Words of the week	after, again, any, are
English 	<u>Healthy Living</u> To write a section of a leaflet using conjunctions and persuasive language. To edit and improve a piece of writing.
Maths 	To solve double digit addition calculations. To solve double digit addition calculations using exchange.
Little Wandle Spelling 	To know why some words end in dge or ge. To know why /j/ can be spelled j or g in different words.
Handwriting 	To know diagonal joins, no ascender. To know diagonal joins, no ascender, to an anticlockwise letter. To join the letters ame, ice, ide.
PE – Gymnastics 	To land safely and with control when performing jumps off the floor and apparatus. To understand the importance of travelling and transitioning with quality and purpose. To understand and describe changes in heart rate when active.
PE – Dance 	To learn a variety of African dance moves.
PSHE 	To work cooperatively in a group to make an end product. To explain some of the ways I worked cooperatively in my group to create the end product. To work with other people to solve problems. To express how it felt to be working as part of this group.
Mindfulness 	To use breathing techniques to aid mindfulness.
Reading 	<u>Whole Class Reading</u> To know the difference between fiction and non-fiction and to know the key features.
Reading 	<u>Little Wandle Group Reading</u> We will be reading and enjoying books in small groups this week focusing on word reading, prosody and comprehension.
Music of the week 	Maurice Ravel Bolero 1928 Ravel, Boléro, 1928 (extrait)

DT  A colorful illustration for Design Technology (DT) featuring various tools like a pencil, eraser, ruler, and scissors, along with a smiley face and the word 'color'.	To design a healthy pizza.
Science  A colorful illustration for Science featuring a microscope, test tubes, a beaker, and the word 'SCIENCE'.	To recognise how animals and plants depend on each other.
History  A colorful illustration for History featuring a book, a quill pen, a map, and the word 'HISTORY'.	To know about the life of Edward Jenner and how he changed the world of medicine.