










Week beginning: 23.02.26

This week in Year 1 we are learning:	
<p>English</p>  An illustration of a green chalkboard with the word 'English' written on it. In front of the board are a stack of books, a blue pencil holder with pencils, and a small blue container.	<p>To identify an adjective. To use adjectives to describe. To write a sentence including an adjective.</p>
<p>Phonics</p>  The word 'Phonics' written in large, colorful, bubbly letters.	<p>New sounds we will be learning: /ur/ or /oo/ u oul /air/ are /or/ au aur oor al</p> <p>New tricky words we will be learning: Once Laugh</p>
<p>Handwriting</p>  An illustration of a notepad with the words 'Neat' and 'Work!' written on it, a yellow pencil, and a star.	<p>To form all letters correctly.</p>
<p>Maths</p>  An illustration of various math symbols including a plus sign, a minus sign, a multiplication sign, a division sign, and an equals sign, along with a ruler and a pencil.	<p>To count forwards and backwards between 20 and 50 from different starting points. To show and explain how many tens are in numbers up to 50.</p>
<p>Reading</p>  An illustration of an open book with yellow pages and a blue cover.	<p>To read for pleasure.</p>
<p>Science</p>  An illustration of various science-related items including a rocket, a globe, a sun, a microscope, a test tube, and a beaker.	<p>To identify the body parts used for the sense of taste and touch. To use the senses to make observations.</p>
<p>PSHE</p>  An illustration of a smiling, orange, blocky character with arms and legs.	<p>To understand the difference between being healthy and unhealthy, and know some ways to keep myself healthy. To feel good about myself when I make healthy choices.</p>

<p>Music</p> 	<p>To listen to and talk about what they like or dislike about the piece of music. To name instruments they can hear or see. To decide if the music is fast or slow. To explain how the music makes them feel.</p> <p>Song of the week: Handel - La Réjouissance (Music for the Royal Fireworks, HWV 351)</p>
<p>PE</p> 	<p>To improve speed and agility. To develop the jumping technique safely and effectively. To be able to work cooperatively as part of a group. To explore different ways of travelling safely.</p>

Below are some words you may like to practise reading with your child at home. Remember - the red words are tricky as we can't decode and blend them! You may like to simply read them on the screen or use them as flashcards. If you do not have access to a printer, please ask your child's teacher to print them for you. If your child would like a challenge, can they choose a few of the words to practise writing and spelling?

<p>once</p>	<p>laugh</p>
<p>word</p>	<p>work</p>
<p>playful</p>	<p>pudding</p>
<p>should</p>	<p>could</p>

care

share

author

astronaut

poor

dinosaur

door

floor

chalk

walk