











Year 1

Week beginning: 02.03.26

This week we are learning:	
<p>English</p> 	<p>To use my imagination to draw a dragon. To write adjectives to describe my dragon.</p> <p>To write similes to describe dragons.</p> <p>To include adjectives in a sentence.</p> <p>To write about your favourite character that you have dressed up as on World Book Day.</p>
<p>Phonics</p> 	<p>New sounds to learn:</p> <p>/ch/ tch</p> <p>/ch/ ture</p> <p>/ar/ al</p> <p>/ar/ a</p> <p>New tricky words:</p> <p>Because</p> <p>Eye</p>
<p>Handwriting</p> 	<p>To be able to form letters correctly.</p>
<p>Maths</p> 	<p>To partition 2-digit numbers into tens and ones.</p> <p>To use a number line to find, count and place numbers up to 50.</p> <p>To estimate where numbers up to 50 belong on a number line.</p> <p>To find 1 more and 1 less than numbers up to 50.</p>
<p>Reading</p> 	<p>To read about the different roles of the people who would have lived in a castle and answer comprehension and retrieval questions about the text.</p> <p>To read for pleasure.</p>
<p>Science</p> 	<p>To identify the body parts used for the sense of smell and sight.</p> <p>To recognise that scientists are always making new discoveries.</p>
<p>PSHE</p> 	<p>To know how to make healthy lifestyle choices.</p> <p>To feel good about myself when I make healthy choices.</p> <p>To understand what makes a joke funny and to know that jokes should always be kind, positive, and respectful of other people's feelings.</p>

<p style="text-align: center;">Music</p> 	<p>Song of the week: Jungle Book - Colonel Hathi's March https://www.youtube.com/watch?v=6dpg9Ov5mfs</p> <p>To listen to and talk about what they like or dislike about the piece of music. To name instruments they can hear or see. To decide if the music is fast or slow. To explain how the music makes them feel.</p> <p>I will...</p> <ul style="list-style-type: none"> • Chant in time with others. • Make changes to the dynamics (volume) of my voice to represent a character. • Respond to hand signals when playing an instrument. • Choose a suitable sound to represent a point in the story. • Read simple rhythmic patterns comprising one beat sounds and one beat rests. • Clap or play a rhythmic pattern along with spoken words. • Play given sound patterns in time with the pulse. • Follow instructions during a performance. • Join in with repeated phrases using a character voice.
<p style="text-align: center;">PE</p> 	<p>To negotiate space. To develop the jumping technique.</p>
<p style="text-align: center;">History</p> 	<p>To learn about heraldry. To create own shields representing personal characteristics.</p>

Below are some words you may like to practise reading with your child at home. Remember - the red words are tricky as we can't decode and blend them! You may like to simply read them on the screen or use them as flashcards. If you do not have access to a printer, please ask your child's teacher to print them for you. If your child would like a challenge, can they choose a few of the words to practise writing and spelling?

eye	because
catch	fetch
kitchen	match
picture	adventure
nature	creature
calm	palm
calf	almond
mask	craft
father	branching