













Year 1

Week beginning: 05.03.26

This week we are learning:	
<p>English</p>  An illustration of a green chalkboard with the word 'English' written on it, a stack of books, and a pencil holder with colored pencils.	<p>To plan a descriptive piece of writing. To use an expressive voice when telling a story. To choose appropriate adjectives. To include adjectives in my sentences.</p>
<p>Phonics</p>  The word 'Phonics' written in large, colorful, bubbly letters with a star above the 'i'.	<p>We will be learning the following new sounds: /or/ a /ol/ a /air/ ear ere Schwa in longer words</p> <p>We will be reviewing tricky words: who whole because eye People thought through</p>
<p>Handwriting</p>  An illustration of a notepad with 'Neat Work!' written on it, a pencil, and a star.	<p>To form capital letters correctly.</p>
<p>Maths</p>  An illustration of various math symbols including a plus sign, a minus sign, a multiplication sign, a division sign, and an equals sign.	<p>To compare the length and height of two objects using words such as 'longer', 'shorter', 'taller' and 'the same'. To measure the length or height of an object using cubes. To compare the lengths or heights of two objects I have measured. To measure how long or tall something is in centimetres (cm) using a ruler and compare my measurements. To compare the mass of objects and say which is heavier or lighter.</p>
<p>Reading</p>  An illustration of an open book.	<p>To read for pleasure.</p>
<p>Science</p>  An illustration of various science-related items including a rocket, a globe, a sun, a microscope, a test tube, and a lightbulb.	<p>To identify the body part used for the sense of hearing. To investigate how sound changes as you move further away. To recognise how the senses are used in everyday life. To recognise the importance of the senses in certain jobs.</p>

<p>PSHE</p> 	<p>To know how to keep myself clean and healthy and understand how germs cause disease/ illness.</p> <p>To know that all household products including medicines can be harmful if not used properly.</p> <p>To recognise that I am special, so I keep myself safe.</p>
<p>Music</p> 	<p>Song of the week: Surprise Symphony - Singing with Score https://www.youtube.com/watch?v=1iSKtNTD-2U</p> <p>To listen to and talk about what they like or dislike about the piece of music.</p> <p>To name instruments they can hear or see.</p> <p>To decide if the music is fast or slow.</p> <p>To explain how the music makes them feel.</p>
<p>PE</p> 	<p>To improve and develop coordination, control and balance.</p> <p>To demonstrate the correct jumping technique whilst moving at speed.</p>
<p>History</p> 	<p>To identify and name features of a castle.</p>
<p>RE</p> 	<p>To think about what makes us human and which human experiences we all share.</p> <p>To create a timeline of important events in our lives so far.</p>
<p>Art</p> 	<p>To use our fine motor skills to create a Mother's Day card.</p>

Below are some words you may like to practise reading with your child at home. Remember - the red words are tricky as we can't decode and blend them! We have added alien words; these are words that will not make sense but can be decoded and blended- Don't forget to look out for those digraphs and trigraphs. You may like to simply read them on the screen or use them as flashcards. If you do not have access to a printer, please ask your child's

teacher to print them for you. If your child would like a challenge, can they choose a few of the words to practise writing and spelling?

dack



chob



nurt



queet



many

any

friend

through

two

your

learn

early

search

heard

write

wrong

wrist

wrinkle

listen

whistle

science

muscle

collar

actor

flavour

colour