












Year 1


Week beginning: 16.03.26

| This week we are learning: | |
|--|---|
| <p>English</p>  An illustration of a green chalkboard with the word 'English' written on it, a stack of books, and a pencil holder with pencils. | <p>To plan a diary entry. To write a diary entry. To sequence sentences appropriately. To use time conjunctions.</p> |
| <p>Phonics</p>  The word 'Phonics' written in colorful, bubbly letters with a star above the 'i'. | <p>New sounds we will be learning: /ur/ ear /r/ wr /s/ st sc Schwa at the end of words: actor</p> <p>We will be reviewing the following tricky words: many any friend through two your</p> |
| <p>Handwriting</p>  An illustration of a notepad with 'Neat Work!' written on it, a pencil, and a star. | <p>To be able to form capital letters correctly.</p> |
| <p>Maths</p>  An illustration of mathematical symbols: a plus sign, a minus sign, a multiplication sign, a division sign, and an equals sign. | <p>To use cubes or other objects to measure the mass of an object. To understand that if an object doesn't balance exactly, I can use the closest number or try a different unit to measure it. To compare the masses of two objects. To find the difference in mass between two objects. To explore and describe how much a container can hold and talk about whether it is empty, nearly empty, nearly full, or full.</p> |
| <p>Reading</p>  An illustration of an open book. | <p>To read for pleasure. To read about facts and features of Hever Castle.</p> |
| <p>Science</p>  A collage of science-related icons including a rocket, a microscope, a test tube, a globe, a sun, and a lightbulb. | <p>To identify and group animals.</p> |

| | |
|---|---|
| <p>PSHE</p>  | <p>To understand that medicines can help me if I feel poorly, and I know how to use them safely To know some ways to help myself when I feel poorly</p> |
| <p>Music</p>  | <p>Song of the week: Weber Clarinet Concerto no. 1 in f minor 3rd movement https://www.youtube.com/watch?v=45edk_XjOrY</p> <p>To listen to and talk about what they like or dislike about the piece of music. To name instruments they can hear or see. To decide if the music is fast or slow. To explain how the music makes them feel.</p> |
| <p>History</p>  | <p>To visit a historical site and make observations. To ask questions. To handle artefacts.</p> |
| <p>PE</p>  | <p>To take turns in teams. To explore and practice a variety of different movements and fitness techniques.</p> |
| <p>RE</p>  | <p>To learn about some of the events that happened in Jesus' lifetime. To read the parable of the Good Samaritan and think about what Christians learn from this story.</p> |

Below are some words you may like to practise reading with your child at home. Remember - the red words are tricky as we can't decode and blend them! We have added alien words, these are words that will not make sense but can be decoded and blended - don't forget to look out for those digraphs and trigraphs. You may like to simply read them on the screen or use them as flashcards. If you do not have access to a printer, please ask your child's teacher to print them for you. If your child would like a challenge, can they choose a few of the words to practise writing and spelling?

chom



tord



thazz



blan



many

any

friend

through

two

your

learn

early

search

heard

write

wrong

wrist

wrinkle

listen

whistle

science

muscle

collar

actor

flavour

colour