














# Year 1

Week beginning: 23.03.26

This week we are learning:	
<p><b>English</b></p> 	<p>To write about castle features. To correctly punctuate sentences.</p>
<p><b>Phonics</b></p> 	<p>This week we will be 'growing the code':</p> <p>/c/ /sh/ chef school /s/ ss c se ce /z/ zz s se ze freeze a /o/ wasp /ar/ father /or/ water /ai/ baking Longer words</p> <p>We will be learning these new tricky words: Once Laugh</p>
<p><b>Handwriting</b></p> 	<p>To form capital letters correctly.</p>
<p><b>Maths</b></p> 	<p>To compare the volume of containers and say which has more or less. To measure and compare the capacity of containers using cubes. To compare the capacity of containers using the same non-standard units.</p>
<p><b>Reading</b></p> 	<p>To read for pleasure.</p>
<p><b>Science</b></p> 	<p>To describe a variety of animals.</p>
<p><b>PSHE</b></p> 	<p>To know how to keep safe when crossing the road, and about people who can help me to stay safe. To recognise when I feel frightened and know who to ask for help.</p>

<p style="text-align: center;"><b>Music</b></p> 	<p>Song of the week:  <b>Louis Armstrong - What A Wonderful World</b>  <a href="https://www.youtube.com/watch?v=VqhCQZaH4Vs">https://www.youtube.com/watch?v=VqhCQZaH4Vs</a></p> <p>To listen to and talk about what they like or dislike about the piece of music.  To name instruments they can hear or see.  To decide if the music is fast or slow.  To explain how the music makes them feel.</p>
<p style="text-align: center;"><b>PE</b></p> 	<p>To develop and improve speed and stamina.  To discuss healthy foods and why eating well is good for you.</p>
<p style="text-align: center;"><b>History</b></p> 	<p>To describe features of a castle.</p>
<p style="text-align: center;"><b>Outdoor learning</b></p> 	<p>To notice seasonal changes and make an observational drawing of a spring tree.</p>
<p style="text-align: center;"><b>RE</b></p> 	<p>To read the Easter story.  To think about what made Jesus 'ordinary' and 'extraordinary'.</p>
<p style="text-align: center;"><b>Art</b></p> 	<p>To create a card to celebrate Easter.</p>

Below are some words you may like to practise reading with your child at home. Remember - the red words are tricky as we can't decode and blend them! We have added alien words, these are words that will not make sense but can be decoded and blended- Don't forget to look out for those digraphs and trigraphs. You may like to simply read them on the screen or use them as flashcards. If you do not have access to a printer, please ask your child's teacher to print them for you. If your child would like a challenge, can they choose a few of the words to practise writing and spelling?

stroft



terg



blurst



voo



once

laugh

chef

christmas

echo

chemist

freeze

breeze

always

small

paper

later

celebrate

astronaut

playful

adventure

musical

gigantic

octopus

feature