Year 1

Week beginning: 27.04.26

This week we are learning:	
English 	To write questions. To make predictions about what has been read so far. To understand characters' feelings. To ask and answer questions in role. To develop speaking and listening skills. To use conjunctions to extend sentences.
Phonics 	We will be reviewing the following sounds: /oo/ /yoo/ ue /oo/ /yoo/ ew /oo/ /yoo/ u-e /or/ aw We will be reviewing the following tricky words: Today Their People Your Only
Handwriting 	To form capital letters correctly.
Maths 	To recognise half of an object or shape. To find half of a shape. To show a half using pictures, shapes and objects. To recognise when a quantity has been split into half. To explain that halving means making two equal groups. To find half of a quantity. To use what I know about sharing to help me halve.
Reading 	To read for pleasure.
Science 	To recognise animals that make suitable pets. To gather and record data to help in answering questions.

PSHE 	To know appropriate ways of physical contact to greet my friends and know which ways I prefer. To recognise which forms of physical contact are acceptable and unacceptable to me.
Music	Song of the week: 03 - Fanfare & Flourishes (James Curnow) Silkeborg Blæserne 1998 03 - Fanfare & Flourishes (James Curnow) Silkeborg Blæserne 1998 - YouTube To listen to and talk about what they like or dislike about the piece of music. To name instruments they can hear or see. To decide if the music is fast or slow. To explain how the music makes them feel.
Geography	To locate the four countries of the UK.
PE	To show understanding of correct running technique. To show control, coordination and consistency when running. To work independently and with others. To practise working to solve problems. To cooperate with other children in small groups.
Computing 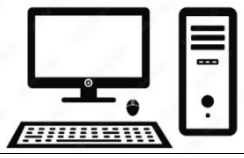	To understand that when a computer does something it is following a set of instructions called 'code'. To give instructions to make objects on the screen move when the program starts. To use code to make objects move when they are clicked on.

Below are some words you may like to practise reading with your child at home. Remember - the red words are tricky as we can't decode and blend them! We have added alien words, these are words that will not make sense but can be decoded and blended- Don't forget to look out for those digraphs and trigraphs. You may like to simply read them on the screen or use them as flashcards. If you do not have access to a printer, please ask your child's teacher to print them for you. If your child would like a challenge, can they choose a few of the words to practise writing and spelling?

kigh



girst

baim

yune

today	your
their	any
people	blue
glue	true
flew	new
strew	threw
cute	cube

rude	use
claw	saw
straw	yawn