











# Year 1


Week beginning: 05.05.26

This week we are learning:	
<p><b>English</b></p>  An illustration of a green chalkboard with the word 'English' written on it, a stack of books, and a pencil holder with pencils.	<p>To plan a letter. To recognise the suffix 'un' To demarcate sentences accurately with full stops, question marks and exclamation marks. To identify rhyming words. To edit and improve writing.</p>
<p><b>Phonics</b></p>  The word 'Phonics' written in colorful, bubbly letters with a star above the 'i'.	<p>We will be reviewing the following sounds: ea ir ou oy</p> <p>We will be reviewing the following tricky words: any many who whole two</p>
<p><b>Handwriting</b></p>  An illustration of a notepad with 'Neat Work!' written on it, a pencil, and a star.	<p>To form capital letters correctly - V, W, X</p>
<p><b>Maths</b></p>  An illustration of various mathematical symbols including a plus sign, a minus sign, a multiplication sign, a division sign, and a percent sign.	<p>To recognise a quarter of an object or shape. To say if parts are equal or not equal. To use the word 'quarter' to describe one of four equal parts. To find a quarter in different types of objects and shapes. To split a shape or object into four equal parts. To recognise when a quantity has been split into quarters. To explain that splitting into quarters means making four equal groups. To find a quarter of a quantity. To use what I know about sharing to help me make quarters.</p>
<p><b>Reading</b></p>  An illustration of an open book.	<p>To read for pleasure.</p>
<p><b>Science</b></p>  A collage of science-related icons including a rocket, a microscope, a test tube, a globe, a sun, and a lightbulb.	<p>To describe and compare the structure of animals. To know about famous scientists throughout history.</p>

<p><b>PSHE</b></p> 	<p>To know who can help me in my school community. To know when I need help and know how to ask for it.</p>
<p><b>Music</b></p> 	<p>To identify high - and low-pitched sounds.</p> <p>Song of the Week: <a href="#">Alice Mary Smith - Symphony In C Minor - YouTube</a></p> <p>To listen to and talk about what they like or dislike about the piece of music. To name instruments they can hear or see. To decide if the music is fast or slow. To explain how the music makes them feel.</p>
<p><b>PE</b></p> 	<p>To work with other children in class. To move in different directions and in different ways. To develop jumping technique. To show control, coordination and consistency when jumping. To be able to jump in a variety of ways.</p>
<p><b>Geography</b></p> 	<p>To identify seasonal changes in the UK.</p>

Below are some words you may like to practise reading with your child at home. Remember - the red words are tricky as we can't decode and blend them! We have added alien words, these are words that will not make sense but can be decoded and blended- Don't forget to look out for those digraphs and trigraphs. You may like to simply read them on the screen or use them as flashcards. If you do not have access to a printer, please ask your child's teacher to print them for you. If your child would like a challenge, can they choose a few of the words to practise writing and spelling?

stroft



terg



blurst



VOO



many

any

whole

who

two

feather

head

bread

skirt

girl

first

cloud

sound

proud

boy

enjoy

destroy

annoy