












Year 1

Week beginning: 11.05.26

This week we are learning:	
English 	To extend sentences using conjunctions.
Phonics 	We will be reviewing the following sounds: /igh/ i /ai/ a /oa/ ow /yoo/ u We will be reviewing the following tricky words: Two Eye Thought Through Friend
Handwriting 	To form capital letters correctly- Y, Z, G, N.
Maths 	To use the terms 'full', 'half' and 'three quarter' to describe turns. To use the terms 'left' and 'right' when describing directions. To use the terms 'above' and 'below' when describing position and direction. To recognise how ordinal numbers are used to describe the position of something.
Reading 	To read for pleasure.
Science 	To identify the features of a plant.

<p>PSHE</p> 	<p>To recognise my qualities as a person and a friend. To know ways to praise myself.</p>
<p>Music</p> 	<p>Song of the week: Scott Joplin - The Entertainer Ragtime - YouTube</p> <p>To listen to and talk about what they like or dislike about the piece of music. To name instruments they can hear or see. To decide if the music fast or slow. To explain how the music makes them feel.</p>
<p>PE</p> 	<p>To develop a correct underarm throw technique. To throw towards a target showing increased control. To show good sportsmanship. To understand how communication can help solve problems. To begin to plan how to solve problems. To participate in competition with others.</p>
<p>Geography</p> 	<p>To discuss the route we will be taking on our trip to Reigate Castle.</p>
<p>Art</p> 	<p>To roll paper to make 3D sculptures. To shape paper to make a 3D drawing. To apply paper-shaping skills to make an imaginative sculpture.</p>

Below are some words you may like to practise reading with your child at home. Remember - the red words are tricky as we can't decode and blend them! We have added alien words, these are words that will not make sense but can be decoded and blended- Don't forget to look out for those digraphs and trigraphs. You may like to simply read them on the screen or use them as flashcards. If you do not have access to a printer, please ask your child's teacher to print them for you. If your child would like a challenge, can they choose a few of the words to practise writing and spelling?

chom



tord



thazz



blan



two

eye

thought

friend

through

tiger

find

wild

paper

acorn

later

grow

show

follow

unicorn

music

stupid

tuna