














Year 1

Week beginning: 18.05.26

This week we are learning:	
<p>English</p>  An illustration of a green chalkboard with the word 'English' written on it, a stack of books, and a pencil holder with colored pencils.	<p>To use the suffix 'ed'. To write in the past tense. To write a recount.</p>
<p>Phonics</p>  The word 'Phonics' written in colorful, bubbly letters with a star above the 'i'.	<p>We will be reviewing the following sounds: /f/ ph /w/ wh /ee/ ie /j/ g</p> <p>We will be reviewing the following tricky words: Friend Once Because Our Laugh</p>
<p>Handwriting</p>  An illustration of a notepad with 'Neat Work!' written on it, a pencil, and a star.	<p>To form letters correctly, focusing on b, d, p.</p>
<p>Maths</p>  An illustration of various mathematical symbols including a plus sign, a minus sign, a multiplication sign, a division sign, and an equals sign.	<p>To count forwards and backwards to 100. To understand that 1 ten is the same as 10 ones and use this to count numbers to 100. To partition 2-digit numbers into tens and ones and explain how the whole number is made.</p>
<p>Reading</p>  An illustration of an open book.	<p>To read for pleasure.</p>
<p>PSHE</p>  An illustration of a smiling, anthropomorphic orange character with arms and legs.	<p>To tell you why I appreciate someone who is special to me. To express how I feel about them.</p>

<p style="text-align: center;">Music</p> 	<p>Song of the week: The Carnival Of The Animals: Royal March Of The Lion - YouTube</p> <p>To listen to and talk about what they like or dislike about the piece of music. To name instruments they can hear or see. To decide if the music is fast or slow. To explain how the music makes them feel.</p>
<p style="text-align: center;">PE</p> 	<p>To develop a correct underarm throw technique. To throw towards a target showing increased control. To show good sportsmanship.</p>
<p style="text-align: center;">Outdoor Learning</p> 	<p>To have an introduction to a compass and directions (N,E,S,W). To begin to plan how to solve problems.</p>
<p style="text-align: center;">Geography</p> 	<p>To plan our route to Reigate Castle Grounds. To walk to Reigate Castle Grounds, spot features along the route and locate them on our maps.</p>
<p style="text-align: center;">History</p> 	<p>To learn about the history of Reigate Castle.</p>
<p style="text-align: center;">RE</p> 	<p>To learn about Shabbat and how it is celebrated. To consider why Jewish families think of Shabbat as a gift.</p>
<p style="text-align: center;">Science</p> 	<p>To identify plants in the school grounds. To plan an investigation.</p>

Below are some words you may like to practise reading with your child at home. Remember - the red words are tricky as we can't decode and blend them! We have added alien words, these are words that will not make sense but can be decoded and blended- Don't forget to look out for those digraphs and trigraphs. You may like to simply read them on the screen or use them as flashcards. If you do not have access to a printer, please ask your child's teacher to print them for you. If your child would like a challenge, can they choose a few of the words to practise writing and spelling?

pate



twinkl.co.uk

gabe



twinkl.co.uk

quade



twinkl.co.uk

lafe



twinkl.co.uk

friend

our

once

because

laugh

gem

ginger

magic

shield

field

bodies

whine

white

whisper

phone

photo

triumph

dolphin