











Year 1

Week beginning: 01.06.26

This week we are learning:	
<p>English</p>  An illustration of a green chalkboard with the word 'English' written on it, a stack of books, and a pencil holder with pencils.	<p>To spell question words correctly. To write questions. To answer retrieval questions about a story. To identify adjectives and similes. To write a description.</p>
<p>Phonics</p>  The word 'Phonics' written in colorful, bubbly letters with a star above the 'i'.	<p>We will be reviewing the following sounds: Ue u-e Ew oe ou e-e We will be reviewing all tricky words learnt so far.</p>
<p>Handwriting</p>  An illustration of a notepad with 'Neat Work!' written on it, a pencil, and a star.	<p>To begin to form diagonal joins from letters to ascenders correctly. (working on words at, all).</p>
<p>Maths</p>  An illustration of various math symbols including a plus sign, a minus sign, a multiplication sign, a division sign, and an equals sign.	<p>To find, label and estimate numbers up to 100 on a number line. To find 1 more and 1 less than numbers up to 100. To compare numbers up to 100 using the words greater than, less than, equal to and the symbols $>$ $<$ and $=$ To compare any two numbers up to 100 using 'greater than', 'less than' and 'equal to'.</p>
<p>Reading</p>  An illustration of an open book.	<p>To read for pleasure.</p>
<p>Science</p>  An illustration of various science-related items including a rocket, a microscope, a test tube, a globe, and a sun.	<p>To identify parts of a flowering plant. To draw and label a diagram. To learn about the lifecycle of a butterfly.</p>
<p>PSHE</p>  An illustration of a smiling, anthropomorphic orange character with arms and legs.	<p>To start to understand the life cycles of animals and humans. To understand that changes happen as we grow and that this is OK.</p>

<p style="text-align: center;">Music</p> 	<p>To explore pitch by creating two-pitch patterns. Song of the week: Saint-Saëns: The Carnival of the Animals, R. 125: II. Hens and Cockerels - YouTube To listen to and talk about what they like or dislike about the piece of music. To name instruments they can hear or see. To decide if the music is fast or slow. To explain how the music makes them feel.</p>
<p style="text-align: center;">PE</p> 	<p>To be introduced to a compass and directions (N, E, S, W). To begin to plan how to solve problems. To send a ball/equipment towards a target. To shoot successfully at a goal. To understand how to play in a safe way.</p>
<p style="text-align: center;">Geography</p> 	<p>To recognise physical and human features.</p>

Below are some words you may like to practise reading with your child at home. Remember - the red words are tricky as we can't decode and blend them! We have added alien words, these are words that will not make sense but can be decoded and blended - don't forget to look out for those digraphs and trigraphs. You may like to simply read them on the screen or use them as flashcards. If you do not have access to a printer, please ask your child's teacher to print them for you. If your child would like a challenge, can they choose a few of the words to practise writing and spelling?

plap



yair



froin



blies



melp



keam



heent



whape



thought

here

through

your

there

our

blue

rescue

argue

clue

cute

cube

rude

tube

new

stew

blew

chew

toe

woe

boulder

goes

shoulder

these

athlete

even