














Year 1

Week beginning: 15.1.24

This week we are learning:	
English 	<p>To identify a verb. To draw an action and write a verb. To use command sentences to give advice.</p>
Phonics 	<p>We will be looking at the following sounds:</p> <p>y fly ow snow g giant ph phone</p> <p>We will be looking at the following tricky words:</p> <p>who whole where two</p> <p>We have added some examples of the words we will be reading this week at the end of this Learning Letter.</p>
Handwriting 	<p>To form the curly caterpillar letters correctly on single lines. a, c, o, d, g, q, e, s, f</p> <p>We will be looking closely at the size of the letters in relation to each other and learning which letters ascend (e.g. d) and descend (e.g. q).</p>
Maths 	<p>To understand 14, 15, 16 17, 18, 19. To understand 20. To know 1 more and 1 less within 20. To understand a number line to 20.</p>
Reading 	<p>To read historical diary entries about everyday life and answer retrieval questions.</p>
Science 	<p>To distinguish between an object and the material from which it is made.</p>

<p>PSHE</p> 	<p>To understand how to work well with a partner. To celebrate achievement with my partner.</p>
<p>Art</p> 	<p>To do an observational drawing of a household artefact as part of history learning.</p> <p>To consolidate fine motor skills. Use different amounts of pressure independently.</p>
<p>Music</p> 	<p>Song of the week: Sérgio Mendes - Fanfarra Cabua-Le-Le</p> <p>To listen and appraise a piece of music. To learn to sing a song. To perform.</p>
<p>PE</p> 	<p>To follow instructions, practise safely and work on simple tasks independently.</p> <p>To stretch and curl with control. To respond to the words of a poem. To work on simple composition with a partner.</p>
<p>Outdoor Learning</p> 	<p>To learn the names of common garden birds and to go on an identification hunt around the woodland.</p>
<p>History</p> 	<p>To read a diary entry set in the Victorian period and discuss what is different to modern life. To ask questions using evidence in text, during whole class reading.</p>
<p>RE</p> 	<p>To learn about events from Jesus' life and create a timeline of his life.</p> <p>To think about the people Jesus helped in his lifetime and discuss what Christians learn from these stories.</p>

Below are some words you may like to practice with your child at home.
Remember - the red words are tricky as we can't decode and blend them! You may like to simply read them on the screen or use them as flashcards. If you do not have access to a printer, please ask your child's teacher to print them for you.

fly

reply

why

show

grow

yellow

giant

magic

gem

phone

photo

dolphin

who

whole

where

two