


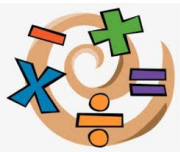








Year 1

Week beginning: 22.01.24

This week we are learning:	
English 	<p>To segment using phonics. To write labels. To list and use adjectives to describe my puppet.</p>
Phonics 	<p>This week we will be learning the following sounds:</p> <p>le apple al metal c ice ve give</p> <p>This week we will be learning the following tricky words: school call different.</p> <p>We have added some examples of the words we will be reading this week at the end of this learning letter.</p>
Handwriting 	<p>To form the robot letters correctly on single lines. r, h, b, p, m, n, k.</p>
Maths 	<p>To use a number line to 20. To estimate on a number line to 20. To compare numbers to 20. To order numbers within 20.</p>
Reading 	<p>To learn how to use the library, find information books that they wish to look at and return the books to their correct place.</p>
PSHE 	<p>To tackle a new challenge and understand that this might stretch my learning. To tell you how I feel when I am faced with a new challenge.</p>

<p>Music</p> 	<p><u>Music of the week:</u> Holst: Mars - National Symphony Orchestra</p> <p>To listen to and talk about what the children like/dislike about the piece. What instruments can they hear? Are there any voices? Is the music fast/slow? How does it make them feel?</p>
<p>DT</p> 	<p>To design a puppet using the design criteria.</p> <p>To select tools/equipment to shape, join, finish and explain choices.</p> <p>To begin to measure and join materials using sewing and gluing, with some support.</p> <p>To evaluate work and link it to design.</p>
<p>PE</p> 	<p>To follow instructions, practise safely and work on simple tasks independently.</p> <p>To stretch and curl with control.</p> <p>To respond to the words of a poem.</p> <p>To work on simple composition with a partner.</p>
<p>RE</p> 	<p>To learn about the parable of the Good Samaritan and discuss what Christians learn from stories told by Jesus.</p>

Below are some words you may like to practice with your child at home.
 Remember - the red words are tricky as we can't decode and blend them!
 You may like to simply read them on the screen or use them as flashcards.
 If you do not have access to a printer, please ask your child's teacher to print them for you.

puddle	little
total	metal
ice	nice
give	have
face	different
call	school