


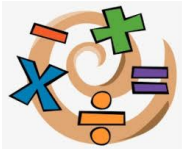









# Year 1

**Week beginning: 26.02.24**

This week we are learning:	
<b>English</b> 	<p>To think of appropriate adjectives to describe a setting.</p> <p>To plan a story.</p> <p>To write a story using interesting vocabulary.</p>
<b>Phonics</b> 	<p>We will be practising the following sounds:</p> <p>/e/ ea as in <b>head</b></p> <p>/oa/ ou as in <b>shoulder</b></p> <p>/oa/ ow as in <b>snow</b></p> <p>/f/ ph as in <b>phone</b></p> <p>/s/ c as in <b>ice</b>.</p> <p>We will be looking at the following tricky words: any, again, whole, two, different.</p> <p>We have added some examples of the words we will be reading this week at the end.</p>
<b>Handwriting</b> 	<p>To form the Zigzag Monster Letters correctly on single lines: v, w, x, z.</p>
<b>Maths</b> 	<p>To count from 20 to 50.</p> <p>To know the numbers 20, 30, 40 and 50.</p> <p>To count by making groups of tens.</p>
<b>PSHE</b> 	<p>I know how to make healthy lifestyle choices.</p> <p>I feel good about myself when I make healthy choices.</p>
<b>Computing</b> 	<p>To discuss ways we can stay safe online.</p>

<p><b>History</b></p> 	<p>To learn about heraldry.</p> <p>To create our own shields representing personal characteristics.</p>
<p><b>Art</b></p> 	<p>To consolidate fine motor skills.</p> <p>To practice an observational drawing of Reigate Castle.</p>
<p><b>Music</b></p> 	<p>To find and try to keep a steady beat.</p> <p>To explore very simple rhythm patterns using long and short.</p> <p>Song of the week: Ah! vous dirais-je, Maman written by Mozart in 1781. (The words Twinkle, Twinkle, Little Star were written by Jane Taylor in 1806. Twelve variations of the same tune.)</p>
<p><b>PE</b></p> 	<p>To follow instructions, practise safely and work on simple tasks independently.</p> <p>To explore shapes on low apparatus.</p> <p>To select movements from those they practise to create a dance.</p> <p>To improvise movements to tell the next part of story.</p>
<p><b>Outdoor Learning</b></p> 	<p>To look for early signs of spring in the woodlands and around the school.</p>

Below are some words you may like to practice with your child at home. Remember - the red words are tricky as we can't decode and blend them! You may like to simply read them on the screen or use them as flashcards. If you do not have access to a printer, please ask your child's teacher to print them for you.

<p><b>ready</b></p>	<p><b>bread</b></p>
---------------------	---------------------

spread	shoulder
boulder	follow
show	snow
dolphin	photo
face	space
any	again
whole	two
different	