











# Year 1

**Week beginning: 15.4.24**

This week we are learning:	
<b>English</b> 	<p>To read poetry and discuss imagery.          To read and perform a range of spring poems.          To listen to a poem and identify rhyming words.          To use rhyming words to create rhyming couplets.</p>
<b>Phonics</b> 	<p>We will be looking at the following sounds:</p> <p>ch    <b>ch</b>ef          ch    <b>sch</b>ool          ay    <b>pl</b>ay          a-e   <b>sh</b>ake          ea    <b>ea</b>ch          e      <b>he</b></p> <p>We will be looking at the following tricky words:          eye, sure, pure, said, were.</p>
<b>Handwriting</b> 	<p>To copy out a spring poem.          To revise ascenders and descenders.          To remember how to present our writing neatly on the lines.</p>
<b>Maths</b> 	<p>To count in 2s.          To count in 10s.          To count in 5s.          To make and recognise equal groups.</p>
<b>Reading</b> 	<p>To read spring poems, identify rhyming words and discuss the vocabulary.</p>
<b>Science</b> 	<p>To identify and name a variety of common wild and garden plants and trees in their habitat.</p>
<b>PSHE</b> 	<p>To identify the members of my family and understand that there are lots of different types of families.</p> <p>To know how it feels to belong to a family and care about the people who are important to me.</p>

<b>Music</b> 	<b><u>Song of the week:</u></b> Louis Armstrong - What A Wonderful World. To listen to and talk about what I like/dislike about the piece.
<b>PE</b> 	To practise throwing and catching accurately.  To move to the underwater music to re-tell the story of 'The Rainbow Fish.'
<b>Geography</b> 	To explore the features of an aerial view map.

Below are some words you may like to practice reading with your child at home. Remember - the red words are tricky as we can't decode and blend them! You may like to simply read them on the screen or use them as flashcards. If you do not have access to a printer, please ask your child's teacher to print them for you. If your child would like a challenge, can they choose a few of the words to practise writing and spelling? We have also been practising reading alien nonsense words to develop our decoding and blending skills – can you have fun reading these together?

<b>crayon</b>	<b>stay</b>
<b>play</b>	<b>amaze</b>
<b>snake</b>	<b>treat</b>

<b>secret</b>	<b>fever</b>
<b>least</b>	<b>castle</b>
<b>stomach</b>	<b>school</b>
<b>echo</b>	<b>chef</b>
<b>eye</b>	<b>sure</b>
<b>pure</b>	<b>said</b>
<b>were</b>	

pate



twinkl.co.uk

prake



twinkl.co.uk

gabe



twinkl.co.uk

drime



twinkl.co.uk

quade



twinkl.co.uk

trife



twinkl.co.uk

lafe



twinkl.co.uk

libe



twinkl.co.uk