


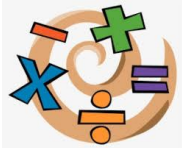



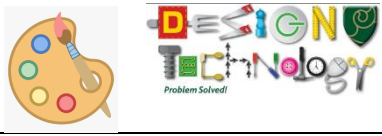





Year 1

Week beginning: 22.04.24

| This week we are learning: | |
|--|---|
| English  | To read and appreciate poetry. To use adjectives to describe. To write noun phrases. To use the suffix 'ing.' To write expanded noun phrases. To write a poem. To edit and improve a poem. |
| Phonics  | The sounds we will be reviewing are: ie pie i-e time o go o-e home The tricky words we will be reviewing are: were, one, says, here, today. |
| Handwriting  | To introduce a diagonal join to an ascender. |
| Maths  | To recognise equal groups. To create, draw and add equal groups. To make arrays. To understand arrays. Please practise this game at home to support your child with counting in 5s https://ictgames.com/mobilePage/duckShoot/index.html |
| Reading  | Little Wandle reading groups. |
| Science  | To identify and describe the basic structure of common flowering plants, including trees (roots, stem, plants, leaves, flowers, root, bulb, seeds). |
| PSHE  | To identify what being a good friend means to me. To know how to make a new friend. |

| | |
|--|--|
| Art/DT  | To make and decorate a handprint pledge to celebrate Earth Day 2024. |
| Music  | Music of the week: William Tell Overture Finale To listen to and talk about what the children like/dislike about the piece. What instruments can they hear? Are there any voices? Is the music fast/slow? How does it make them feel? |
| PE  | To retell the story of the Rainbow Fish. To throw and catch using a range of equipment. |
| Geography/History  | To identify the features on a map and describe their location. To understand what a map is, how to use it, and how to use a key. To be able to draw a simple map including a key. |

Below are some words you may like to practise reading with your child at home. Remember - the red words are tricky as we can't decode and blend them! You may like to simply read them on the screen or use them as flashcards. If you do not have access to a printer, please ask your child's teacher to print them for you. If your child would like a challenge, can they choose a few of the words to practise writing and spelling? We have also been practising reading alien nonsense words to develop our decoding and blending skills – can you have fun reading these together?

| | |
|--------------|--------------|
| tried | fried |
| tie | prize |

| | |
|----------------|---------------|
| slide | inside |
| open | both |
| over | those |
| explode | stone |
| were | one |
| says | here |
| today | |

fip



dack



pon



chob



hab



nurt



ulb



queet

