














Year 1

Week beginning: 23.9.24

This week we are learning:	
<p>English</p>  An illustration of a green chalkboard with the word 'English' written on it, a stack of books, and a pencil holder with pencils.	<p>To write a sentence remembering spaces between words, a capital letter at the start and a full stop at the end.</p> <p>To write a sentence including adjectives.</p>
<p>Phonics</p>  The word 'Phonics' written in large, colorful, bubbly letters.	<p>We will be reviewing the following sounds:</p> <ul style="list-style-type: none">ear (get near to hear)air (chair in the air)ar (march in the dark)ur (curl the fur)igh (light in the night) <p>We will be reviewing the following tricky words:</p> <p>There, says, little, what, out, today, here, one, so.</p>
<p>Handwriting</p>  An illustration of a notepad with the words 'Neat' and 'Work!' written on it, and a pencil.	<p>To revise all the curly caterpillar letters:</p> <p>a, c, o, d, g, q, e, s, f.</p>
<p>Maths</p>  An illustration of various mathematical symbols including a plus sign, a minus sign, a multiplication sign, a division sign, and a number line.	<p>To understand greater than and less than.</p> <p>To compare and order objects and numbers.</p> <p>To understand a number line.</p>
<p>Reading</p>  An illustration of a book cover with the letters 'P', 'I', 'R', 'S', 'V' and various icons representing different genres or subjects.	<p>To read The Old Toy Shop and discuss the features of non-fiction texts.</p> <p>To share a book with a friend and talk about what you like about it.</p>
<p>Science</p>  An illustration of various scientific symbols including a rocket, a globe, a sun, a microscope, and a test tube.	<p>To identify what materials old and new toys are made from.</p>
<p>PSHE</p>  An illustration of a smiling, anthropomorphic yellow character with arms and legs, resembling a puzzle piece.	<p>To understand the rights and responsibilities as a member of my class.</p> <p>To know how to make my class a safe place for everybody to learn.</p> <p>To understand what a school council is and to vote for our class representative.</p>
<p>Art</p>  An illustration of an artist's palette with various colors and a paintbrush.	<p>To use your observational drawing skills to draw a picture of your favourite toy in the workshop.</p>

<p style="text-align: center;">Music</p> 	<p>Song of the week: Symphony No. 1 in E Minor: IV. Finale. American composer Florence Price wrote the 4th movement from Symphony No. 1 in 1933.</p> <p>To listen to and talk about what they like or dislike about the piece of music. To name instruments they can hear or see. To decide if the music fast or slow. To explain how the music makes them feel.</p>
<p style="text-align: center;">PE</p> 	<p>Gym: To follow instructions and practice skills that have been demonstrated.</p> <p>Games: To bounce and pat bounce a ball with a degree of control</p>
<p style="text-align: center;">Outdoor Learning</p> 	<p>To hunt for natural objects and compare them using greater than, less than or equal to.</p>
<p style="text-align: center;">History</p> 	<p>To recognise differences and similarities between toys now and toys in the past. To observe and handle old toys. To ask and answer questions about toys in the past.</p>
<p style="text-align: center;">RE</p> 	<p>To understand why the Bible is a special book for Christians. To learn about the creation story.</p>

Below are some words you may like to practice reading with your child at home. Remember - the red words are tricky as we can't decode and blend them! You may like to simply read them on the screen or use them as flashcards. If you do not have access to a printer, please ask your child's teacher to print them for you. If your child would like a challenge, can they choose a few of the words to practise writing and spelling?

tear

fear

chair

pair

march

dark

turn

hurt

bright

tight

there

says

little

what

out

today

here

one

so