



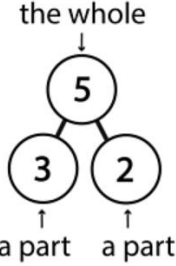








# Year 1

Week beginning: 30.09.24

This week we are learning:

<p><b>English</b></p> 	<p>To write sentences containing adjectives.</p>
<p><b>Phonics</b></p> 	<p>We will be learning the following new sounds:</p> <p><b>Phase 5</b> /ai/ ay play /ow/ ou cloud /oi/ oy toy /ee/ ea each</p> <p><b>Tricky words:</b> said, says, you, do, like, little, push, put, pull, full.</p>
<p><b>Handwriting</b></p> 	<p>To revise certain curly caterpillar letters a, d, g, q.</p>
<p><b>Maths</b></p> 	<p>To understand a part of a whole. To understand a part whole model. To begin to write number sentences.</p> 
<p><b>Reading</b></p> 	<p>To read <i>Knuffle Bunny</i> by Mo Willems and <i>Dogger</i> by Shirley Hughes. To read for pleasure.</p>
<p><b>PSHE</b></p> 	<p>To know my views are valued and can contribute to the Learning Charter. To recognise how it feels to be proud of an achievement.</p>
<p><b>Music</b></p> 	<p>Song of the week: Kye Kye Kule - African call and response song.</p> <p>To listen to and talk about what they like or dislike about the piece of music. To name instruments they can hear or see. To decide if the music fast or slow. To explain how the music makes them feel.</p>

<p><b>PE</b></p> 	<p>Gym: To follow instructions and practice skills that have been demonstrated.</p> <p>Games: To throw and catch a ball with a partner.</p>
<p><b>RE</b></p> 	<p>To learn about how others celebrate harvest.</p>
<p><b>History</b></p> 	<p>To recognise differences and similarities between toys now and toys in the past.</p> <p>To observe and handle artefacts.</p> <p>To ask and answer questions about toys in the past.</p>

Below are some words you may like to practice reading with your child at home. Remember - the red words are tricky as we can't decode and blend them! You may like to simply read them on the screen or use them as flashcards. If you do not have access to a printer, please ask your child's teacher to print them for you. If your child would like a challenge, can they choose a few of the words to practise writing and spelling?

play	spray
crayon	proud
sound	about
enjoy	boy

toy

read

treat

each

said

says

you

do

like

little

put

push

pull

full