













# Year 1

Week beginning: 07.10.24

This week we are learning:	
<b>English</b> 	To choose and use appropriate adjectives.
<b>Phonics</b> 	To review longer words and digraphs taught so far.  We will be reviewing the following tricky words: all, are, I, of, one, here, today.
<b>Handwriting</b> 	To revise the long ladder letters. l, t, j, i, u, y.
<b>Reading</b> 	We will be reading 'Harry and the Robots' by Ian Whybrow.  To read for pleasure.
<b>Maths</b> 	To begin to understand fact families and addition facts.  To begin to know number bonds within 10.  To work systematically to identify number bonds.
<b>PSHE</b> 	To show you how I respect my environment.  To make choices about being respectful.
<b>Music</b> 	Song of the week: Mo matchi (Song of the Bees) from Bangladesh  To listen to and talk about what they like or dislike about the piece of music. To name instruments they can hear or see. To decide if the music fast or slow. To explain how the music makes them feel.
<b>PE</b> 	To follow instructions and practice skills that have been demonstrated.  To throw and catch a ball with a partner.

<p><b>Outdoor Learning</b></p> 	<p>PSHE will be taking place in the woodland this week.</p>
<p><b>History</b></p> 	<p>To recognise differences and similarities between toys now and toys in the past.</p> <p>To observe and handle old toys.</p> <p>To ask and answer questions about toys in the past.</p> <p>To celebrate Black History Month, over the next few weeks we will be reading stories from other cultures and finding out about influential black people in history.</p>
<p><b>RE</b></p> 	<p>To learn that Christians believe that God continues to give and that He would like them to give too.</p> <p>To consider what we are thankful for.</p>
<p><b>Art/DT</b></p> 	<p>To use collage to create a picture of a robot.</p> <p>To use our cutting and sticking skills effectively.</p>

Below are some words you may like to practice reading with your child at home. Remember - the red words are tricky as we can't decode and blend them! You may like to simply read them on the screen or use them as flashcards. If you do not have access to a printer, please ask your child's teacher to print them for you. If your child would like a challenge, can they choose a few of the words to practise writing and spelling?

<p>rooftop</p>	<p>airport</p>
<p>powder</p>	<p>farmer</p>

crayon

cloud

toy

tray

train

pocket

lightning

stain

all

are

I

of

one

here

today

