


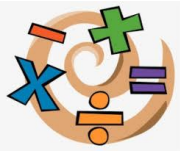









Year 1

Week beginning: 14.10.24

This week we are learning:	
<p>English</p> 	<p>To write a question with a question mark. To use the conjunction 'because.'</p>
<p>Phonics</p> 	<p>To review the following graphemes: ear as in clear air as in hair ay as in spray ou as in cloud ea as in peas</p> <p>To review the following tricky words: said says you do like little push put pull full no go so my by to into the what when the.</p>
<p>Handwriting</p> 	<p>To revise the long ladder letters. l, t, j, i, u, y.</p>
<p>Maths</p> 	<p>To know number bonds to 10. To add 2 numbers within 10 together. To write number sentences.</p>
<p>Reading</p> 	<p>To read for pleasure.</p>
<p>PSHE</p> 	<p>To recognise the choices I make and understand the consequences. To recognise the range of feelings when I face certain consequences.</p>
<p>Music</p> 	<p>Song of the week: Hoe-Down from the Rodeo written by American composer Aaron Copland in 1942.</p> <p>To listen to and talk about what they like or dislike about the piece of music. To name instruments they can hear or see. To decide if the music is fast or slow. To explain how the music makes them feel.</p>

<p>Art</p> 	<p>To create their own artwork in the style of Alma Thomas.</p> <p>To design and create a Christmas card.</p>
<p>PE</p> 	<p>To practise throwing and catching.</p> <p>To practise dribbling a ball with control.</p> <p>To follow instructions and practice skills that have been demonstrated.</p>
<p>History</p> 	<p>To learn about the artist Alma Thomas.</p>
<p>Computing</p> 	<p>To order numbers to 20 using our tablets.</p> <p>Busy Things – 5-6-Mathematics-Numerical Order-Numerals and Words up to 20.</p>

Below are some words you may like to practice reading with your child at home. Remember - the red words are tricky as we can't decode and blend them! You may like to simply read them on the screen or use them as flashcards. If you do not have access to a printer, please ask your child's teacher to print them for you. If your child would like a challenge, can they choose a few of the words to practise writing and spelling?

<p>earring</p>	<p>beard</p>
<p>clear</p>	<p>airport</p>

fairy

stairs

proud

found

sound

cloud

spray

crayon

no

go

so

my

by

into

to

the

what

when