


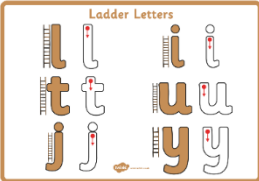














# Year 1

Week beginning: 21.10.24

This week we are learning:	
<p><b>English</b></p> 	<p>To think of a sentence, say my sentence aloud and write it.</p> <p>To use adjectives in a sentence.</p>
<p><b>Phonics</b></p> 	<p><b>To read words ending in:</b></p> <ul style="list-style-type: none"><li>• et puppet</li><li>• ed sighed</li><li>• es fishes</li><li>• er better</li></ul> <p><b>Tricky words:</b> Sure, pure, what, when, were, there, are, here, like.</p>
<p><b>Handwriting</b></p> 	<p>To form ladder letters correctly. l, t, j, i, u, y</p> 
<p><b>Maths</b></p> 	<p>To add two numbers within 10.</p> <p>To solve addition problems.</p> <p>To find a part of a whole number.</p>
<p><b>Reading</b></p> 	<p>To read 'Billy and the Beast' by Nadia Shireen.</p> <p>To answer retrieval questions.</p> <p>To identify the suffix 'ed'.</p> 
<p><b>Science</b></p> 	<p>To describe simple physical properties of everyday materials.</p>
<p><b>PSHE</b></p> 	<p>To understand my rights and responsibilities within our school and understand my choices in following the rules at school.</p> <p>To discuss how we can keep safe near roads.</p>

<p style="text-align: center;"><b>Art</b></p> 	<p>To create their own artwork in the style of Alma Thomas using different media.</p> <p>To use leaves to create art.</p>
<p style="text-align: center;"><b>Music</b></p> 	<p>We will be listening to 'Hoe-Down from the Rodeo' by Aaron Copland.</p> <p>To listen to and talk about what they like or dislike about the piece of music.</p> <p>To name instruments they can hear or see.</p> <p>To decide if the music fast or slow.</p> <p>To explain how the music makes them feel.</p>
<p style="text-align: center;"><b>PE</b></p> 	<p>To climb on the apparatus safely.</p> <p>To perform a rotation on a low piece of apparatus and mat.</p>
<p style="text-align: center;"><b>History</b></p> 	<p>To learn about the life of the artist Alma Thomas.</p>
<p style="text-align: center;"><b>RE</b></p> 	<p>To think about what we are thankful for during harvest time.</p>
<p style="text-align: center;"><b>Computing</b></p> 	<p>To think about some rules that will keep us safe when we are using technology both in school and at home.</p> <p>To identify where to go for help when I have concerns about content I find online.</p>
<p style="text-align: center;"><b>Outdoor Learning</b></p> 	<p>To look for signs of autumn.</p> <p>To celebrate autumn by collecting autumn leaves.</p>

Below are some words you may like to practice reading with your child at home. Remember - the red words are tricky as we can't decode and blend them! You may like to simply read them on the screen or use them as flashcards. If you do not have access to a printer, please ask your child's teacher to print them for you. If your child would like a challenge, can they choose a few of the words to practise writing and spelling?

fishes	fizzes
foxes	better
thunder	waiter
velvet	jacket
pocket	sighed
enjoyed	fixed

sure

pure

what

when

were

there

are

here

like