













# Year 1

Week beginning: 05.11.24

This week we are learning:	
<p><b>English</b></p>  An illustration of a green chalkboard with the word 'English' written on it, a stack of books, and a pencil holder with colored pencils.	<p>To write sentences including full stops and capital letters. We will be writing about the 'Gunpowder Plot' Workshop.</p>
<p><b>Phonics</b></p>  The word 'Phonics' written in a colorful, bubbly font with a star above the 'i'.	<p>To learn the digraphs: <b>ir</b> bird <b>ie</b> pie <b>ue</b> blue (makes an oo sound) rescue (makes a yoo sound) <b>u</b> unicorn</p> <p><b>Tricky words:</b> their, people, oh, your</p>
<p><b>Handwriting</b></p>  An illustration of a notepad with 'Neat Work!' written on it, a pencil, and a star.	<p>To form the robot letters correctly on single lines: r, b, n, h</p>
<p><b>Maths</b></p>  An illustration of various mathematical symbols including a plus sign, minus sign, multiplication sign, division sign, and equals sign.	<p>To begin to understand subtraction and learn how to write simple subtraction number sentences. To practice our number bonds to 10 e.g. 1+9, 2+8</p>
<p><b>Reading</b></p>  An illustration of a book cover with the letters V, I, P, R, S and small circular icons representing different characters or events.	<p>To read a text to learn about a historical event.</p>
<p><b>PSHE</b></p>  An illustration of a smiling, orange, blocky character with arms and legs.	<p>To identify similarities between people in my class To tell you some ways in which I am the same as my friends</p>
<p><b>Music</b></p>  An illustration of musical instruments including a guitar, a drum, and various musical notes.	<p>To listen to and talk about what they like or dislike about the piece of music. To name instruments they can hear or see. To decide if the music fast or slow. To explain how the music makes them feel. We will be listening to Northern Lights by Ēriks Ešenvalds.</p>

<p><b>Art</b></p> 	<p>To investigate, experiment, mix and apply colour using a range of tools, crayons, paints and pastels to create a firework picture.</p>
<p><b>PE</b></p> 	<p>To create movements, phrases and patterns to make a firework dance with scarves.</p>
<p><b>Outdoor Learning</b></p> 	<p>To find answers to simple questions about the past by going on a Guy Fawkes trail around the woodland.</p>
<p><b>History</b></p> 	<p>To learn about Guy Fawkes and the Gunpowder Plot. To be able to sequence the events of the Gunpowder Plot. To take part in a workshop.</p>
<p><b>Computing</b></p> 	<p>To create simple digital content. To create a firework picture using a computer program.</p>

Below are some words you may like to practice reading with your child at home. Remember - the red words are tricky as we can't decode and blend them! You may like to simply read them on the screen or use them as flashcards. If you do not have access to a printer, please ask your child's teacher to print them for you. If your child would like a challenge, can they choose a few of the words to practise writing and spelling?

<p>bird</p>	<p>first</p>
-------------	--------------

skirt

cried

tie

tried

blue

true

rescue

music

unicorn

tuna

their

people

oh

your