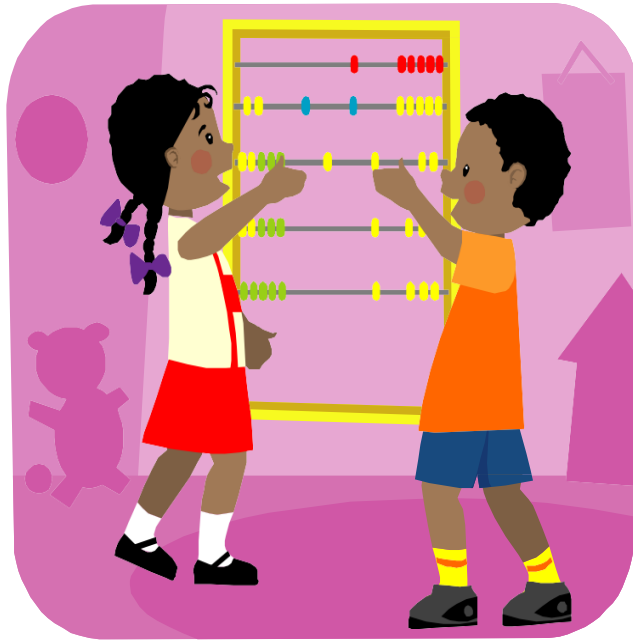


# *Helping your child with Maths at home*



Whilst children learn about numbers and maths at school, there are also lots of ways that you can support your child at home. It doesn't have to be by doing pages of sums or text books – there are lots of fun activities and games you can do or include in your everyday routines!

*Here are a few ideas to help you...*

Children can count anything! Pennies, buttons, pasta, trees, cars, building bricks, sweets, apples – encourage them to count things wherever they are! Give them mini-tasks at the supermarket, e.g. putting 6 carrots in a bag; 3 tins of beans, etc.



Try playing number games with cards, dominos and board games – try to encourage them by joining in yourself! They could even have fun creating their own games.

Let children sort the washing!  
Matching and counting pairs of socks is a great way of practising odd and even numbers, counting in twos and the 2 times table and means it is one less job for you!



Look at the pattern of house numbers as you walk along – are they odd or even numbers? What house number will be next?




In Year 1 and 2, the children begin to learn their 2x, 5x and 10x tables. Food can be a very motivating way of learning their times tables and the corresponding division facts!  
For example, sweets can be grouped and counted, children can count the biscuits in a packet in twos as they put them in the biscuit barrel, chunks on a bar of chocolate can be counted



in pairs, and so on. Pose questions such as; There are five people in our family. If we have 2 biscuits each, how many will we eat altogether?

I have 15 sweets. If I share them between you and your two friends, how many will you get each?



Money can also be very motivating! The real stuff is the best! Give your children a jar of coins to sort by the different value coins.

- Find the biggest coin. Is it worth the most?
- Find the smallest coin. Is it worth the least?
- Put them in order of value.
- Use 2p, 5p and 10p coins to support learning the times tables.
- Can you make an amount?
- Can you make that amount with the least amount of coins?

Look at all the different clocks around the house or in your local area.

- What time do they say?  
What time of day is it? Morning, afternoon, evening?
- What would you do at a particular time? Brush your teeth, go to bed?
- Can you order events in time?
- Year 1 - Can you use o'clock, half past?
- Year 2 - Can you use quarter past and quarter to?



Create a shop!

Allow children to make price tags for different items around the home and use real money to play at being the shopkeeper! It's like a teddy for 12p and a tin of beans for 10p – how much will that cost? If I give you 50p, how much change will I get?



Practise fractions by cutting pizza or sandwiches into halves and quarters. Is there a different way that I could cut my sandwich into quarters?

**'Supercalifrajalisticxpealidoutius'**

How many letters has this word got?

If the vowels cost 5p and the consonants cost 10p, how much would the word be worth?

In the same way, how much is your child's name worth?

How many words can you write for one pound?

Buy your child a pocket diary or calendar and help them plan out a daily timetable for their week. Write in the times of activities on the days of the week.

How many days/ weeks until your birthday/ Christmas/ our holiday?

What can you child do in exactly one minute?

Hop on one leg?

Tidy their toys away?

Clear the table?

Stare without blinking?

Count the seconds in their head?



Play 'I'm thinking of a number'. Begin by giving clues such as 'My number is more than 50 but less than 100; it is an odd number; It is two more than 37, etc'

As your child becomes more confident, they can try to find out by asking questions eg. Is it odd or even? A multiple of 5? More or less than 30? Etc. This can be done anywhere! Driving in a car, walking to school...

Look at the three digits on a car's number plate (928).

- What's the largest/smallest number you can make? (982/289)
- What is the total if you add the numbers together?
- Count up in tens – 928, 938, 948...



Do some cooking!

Let your child help you weigh the ingredients they need in grams and kilograms. Practise doubling/halving by asking if we wanted to make Grandad and Grandma a cake too, what are the total ingredients we would need? Etc

If I only want to make 10 buns rather than 20, what ingredients would I need?




Peel an orange.

- Divide it into segments. Count how many there are.
- Eat one piece. How many do you have left?
- Eat half of the segments. How many pieces did you eat?

Look for shapes all around you and encourage your child to name and describe them.

Can you find any objects that are squares? cubes?

How many circles can you see in this room?



***Maths is all around us and we're using it every day!***

Many of you will already be doing these mathematical activities and practising your child's numerical skills without even thinking about it!

***The most important thing is to make learning maths FUN!***







