


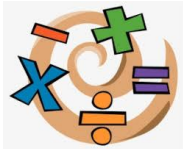








Year 1

Week beginning: 18.11.24

This week we are learning:	
<p>English</p> 	<p>To write a poem. To choose appropriate adjectives.</p>
<p>Phonics</p> 	<p>We will be learning the following new sounds: /ai/ a-e shake /igh/ i-e time /oa/ o-e home /oo/ /yoo/ u-e rude cute</p> <p>We refer to these digraphs as 'split digraphs'. You might like to ask your child to try to spot split digraphs in books when you are reading together.</p> <p>We will be learning the following new tricky words: could, would, should, our</p>
<p>Handwriting</p> 	<p>To form the robot letters correctly on single lines. r, b, n, h, m, k, p</p>
<p>Maths</p> 	<p>To understand fact families. To know the four facts in a fact family. To write the four facts in a fact family.</p> $\boxed{4} + \boxed{3} = \boxed{7} \quad \boxed{7} - \boxed{4} = \boxed{3}$ $\boxed{3} + \boxed{4} = \boxed{7} \quad \boxed{7} - \boxed{3} = \boxed{4}$
<p>Reading</p> 	<p>To read poems for pleasure. To identify adjectives in poems. To know what an acrostic poem is.</p>
<p>Science</p> 	<p>To identify which part of the body is associated with each sense. To label the parts of the body associated with each sense.</p>

<p>PSHE</p> 	<p>To identify differences between people in my class. To tell you some ways I am different from my friends.</p>
<p>Music</p> 	<p>Song of the week: Love City Pan Dragons - a youth steel band orchestra from the Virgin Islands playing the steel pans.</p> <p>To listen to and talk about what they like or dislike about the piece of music. To name instruments they can hear or see. To decide if the music fast or slow. To explain how the music makes them feel.</p>
<p>PE</p> 	<p>To move and freeze with control and co-ordination. To link movements suitable to the ideas. To move confidently in different ways. To perform a small range of skills and link two movements together. To perform a range of skills with some control and consistency.</p>
<p>Outdoor Learning/Art</p> 	<p>To work with a friend to create ephemeral art in the woodlands in the style of Andy Goldsworthy.</p>

Below are some words you may like to practice reading with your child at home. Remember - the red words are tricky as we can't decode and blend them! You may like to simply read them on the screen or use them as flashcards. If you do not have access to a printer, please ask your child's teacher to print them for you. If your child would like a challenge, can they choose a few of the words to practise writing and spelling?

<p>made</p>	<p>same</p>
<p>game</p>	<p>time</p>

like

slide

home

woke

stone

cute

rude

use

could

would

should

our