


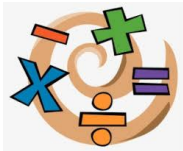








Year 1

Week beginning: 25.11.24

This week we are learning:	
<p>English</p> 	<p>To read instructions. To follow instructions. To identify verbs in a sentence. To write instructions.</p>
<p>Phonics</p> 	<p>We will be learning the following sounds: <i>/ee/ e-e these</i> <i>/oo/ /yoo/ ew chew new</i> <i>/ee/ ie shield</i> <i>/or/ aw claw</i></p> <p>We will be learning the following tricky words: house mouse water want.</p>
<p>Handwriting</p> 	<p>To form the Zigzag Monster Letters correctly on lines. <i>v, w, x, z</i></p>
<p>Maths</p> 	<p>To write subtraction number sentences. To solve subtraction problems.</p>
<p>Reading</p> 	<p>To read for pleasure.</p>
<p>PSHE</p> 	<p>To tell you what bullying is. To understand how being bullied might feel.</p>
<p>Music</p> 	<p>We will be learning Christmas songs ready for our performance.</p> <p>Song of the week: Mozart - Rondo Alla Turca (Turkish March)</p> <p>To listen to and talk about what they like or dislike about the piece of music. To name instruments they can hear or see. To decide if the music fast or slow. To explain how the music makes them feel.</p>

<p>DT</p> 	<p>To design for a purpose. To use a range of tools and equipment to complete a task.</p>
<p>PE</p> 	<p>To move confidently in different ways, performing leaps, skipping (forwards, backwards and sideways) and galloping. To perform a small range of skills and link two movements together. To link movements suitable to the ideas. To observe and talk about each other's dances.</p>
<p>Outdoor Learning</p> 	<p>To follow instructions and create patterns and different shapes in the style of Andy Goldsworthy, using natural objects.</p>

Below are some words you may like to practice reading with your child at home. Remember - the red words are tricky as we can't decode and blend them! You may like to simply read them on the screen or use them as flashcards. If you do not have access to a printer, please ask your child's teacher to print them for you. If your child would like a challenge, can they choose a few of the words to practise writing and spelling?

<p>these</p>	<p>even</p>
<p>complete</p>	<p>new</p>

blew

grew

field

brownie

shield

draw

straw

crawl

house

mouse

water

want