












Year 1

Week beginning: 06.01.25

This week we are learning:	
<p>English</p>  An illustration of a green chalkboard with the word 'English' written on it. In front of the board are a stack of books, a blue pencil holder with pencils, and a small blue container.	<p>To rehearse a sentence verbally and write it. To ask a range of questions. To write questions. To use a question mark. To use adjectives to describe a character.</p>
<p>Phonics</p>  The word 'Phonics' written in large, colorful, bubbly letters. A yellow star is above the letter 'i'.	<p>To learn the sounds: (ee) y e.g. funny (e) ea e.g. head (w) wh e.g. wheel (oa) toe e.g. shoulder Review Tricky words: any, many, again</p>
<p>Handwriting</p>  An illustration of a notepad with the words 'Neat' and 'Work!' written on it. A yellow pencil is shown writing on the notepad.	<p>To form the curly caterpillar letters correctly on single lines.</p>
<p>Maths</p>  An illustration of various mathematical symbols including a plus sign, a minus sign, a multiplication sign, a division sign, and an equals sign, along with a ruler and a protractor.	<p>To recognise and know the names of 2D shapes. To recognise and know the names of 3D shapes. To identify 3D shapes in our environment. To create a pattern with 2D shapes.</p>
<p>Reading</p>  An illustration of an open book with yellow pages and a blue cover.	<p>To use a non-fiction text to learn about a historical figure.</p>
<p>Science</p>  An illustration of various science-related items including a rocket, a test tube, a beaker, a globe, a sun, and a question mark.	<p>To know the signs of winter To observe changes across the four seasons. To observe and describe weather associated with the seasons and how day length varies.</p>
<p>PSHE</p>  An illustration of a smiling, anthropomorphic yellow character that looks like a puzzle piece.	<p>To set simple goals. To tell you about a thing I do well.</p>

<p>Music</p> 	<p>To listen to and talk about what the children like/dislike about the piece. We will be listening to Rondo Alla Turca, also known as “The Turkish March.” by Wolfgang Amadeus Mozart (1756-91).</p>
<p>PE</p> 	<p>Gymnastics: To perform tuck and star shapes on floor (in stable, lying, standing, or sitting positions) with accuracy and control.</p> <p>Dance: To develop big and small movements, using isolated body parts and whole-body movements</p> <p>To work on simple composition with a partner.</p>
<p>Outdoor Learning</p> 	<p>To make observations about winter.</p>
<p>History</p> 	<p>To use a non-fiction text to learn about Queen Victoria.</p>

Below are some words you may like to practice reading with your child at home. Remember - the red words are tricky as we can't decode and blend them! You may like to simply read them on the screen or use them as flashcards. If you do not have access to a printer, please ask your child's teacher to print them for you. If your child would like a challenge, can they choose a few of the words to practise writing and spelling?

happy	hairry
smelly	bread

head

ready

white

when

wheel

woe

goes

shoulder

any

many

again