













Year 1

Week beginning: 13.01.25

This week we are learning:	
<p>English</p>  An illustration of a green chalkboard with the word 'English' written on it, a stack of books, and a pencil holder with pencils.	<p>To say command sentences. To read command sentences and identify the verb. To write a command sentence including a verb.</p>
<p>Phonics</p>  The word 'Phonics' written in large, colorful, bubbly letters with a star above the 'i'.	<p>To learn the graphemes: y fly ow snow g giant ph phone</p> <p>Tricky words: who, whole, where, two.</p>
<p>Handwriting</p>  An illustration of a notepad with 'Neat Work!' written on it and a pencil.	<p>To introduce a diagonal join to an ascender. Joining a "t," to an "h"</p>
<p>Maths</p>  An illustration of various math symbols including a plus sign, a minus sign, a multiplication sign, a division sign, and an equals sign.	<p>To count within 20. To understand 10 can be made in different ways.</p> <p>You may like to practice making 10 with this fun interactive game: https://www.topmarks.co.uk/maths-games/hit-the-button</p>
<p>Reading</p>  An illustration of an open book.	<p>To read for pleasure.</p>
<p>Science</p>  An illustration of various science-related items including a rocket, a test tube, a globe, a sun, and a question mark.	<p>To observe and record the weather each day.</p>
<p>PSHE</p>  An illustration of a smiling yellow character with arms and legs, resembling a block or a person.	<p>To set a goal and work out how to achieve it. To tell you how I learn best.</p>
<p>Music</p>  An illustration of musical instruments including a guitar, a drum, and musical notes.	<p>To perform a song on djembe drums.</p>

<p style="text-align: center;">PE</p> 	<p>Gymnastics: To perform accurate shapes. To use whole body to create the shape. To use good body tension to hold the shapes.</p> <p>Dance: To develop large and small movements, using isolated body parts and whole-body movements.</p>
<p style="text-align: center;">Outdoor Learning</p> 	<p>To make 2D shapes using natural resources.</p>
<p style="text-align: center;">History</p> 	<p>To make observations of artefacts. To ask and answer questions about artefacts from the past. To recognise similarities and differences between ways of life in the past.</p>
<p style="text-align: center;">Computing</p> 	<p>To understand what personal information is and give examples.</p> <p>To learn that you need to keep your personal information private when playing online games: Identify personal information and know which information can be shared online.</p>

Below are some words you may like to practice reading with your child at home. Remember - the red words are tricky as we can't decode and blend them! You may like to simply read them on the screen or use them as flashcards. If you do not have access to a printer, please ask your child's teacher to print them for you. If your child would like a challenge, can they choose a few of the words to practise writing and spelling?

<p>why</p>	<p>dry</p>
<p>reply</p>	<p>snow</p>

yellow

window

giant

magic

huge

dolphin

phone

photo

who

whole

where

two