













Year 1

Week beginning: 03.02.25

This week we are learning:	
English 	To plan and write my own story. To use adjectives.
Phonics 	To revise the following sounds: u ew ue u-e ui ou oo sounds like: oo and yoo ea e e-e ie ey y ee sounds like: ee c se ce ss z se s zz sounds like: s ow oe ou o-e o oa sounds like: oa
Handwriting 	To learn how to do a diagonal join. (Joining a 'l' to an 'n' and an 'l' to an 'm').
Maths 	To estimate on a number line to 20. To compare numbers to 20. To order numbers within 20. To add by counting on within 20.
Reading 	To answer retrieval questions. We will be reading <i>Tilda Tries Again</i> by Tom Percival.
Science 	To make observations about the seasons and the weather.
PSHE 	To tackle a new challenge and understand this might stretch our learning. To say how I feel when I am faced with a new challenge. To take part in 'Feeling Good Week' activities: A mindfulness workshop A 'Nature Appreciation' workshop.
Music 	To listen to and talk about what they like or dislike about the piece of music. To name instruments they can hear or see. To decide if the music is fast or slow. To explain how the music makes them feel. Music of the Week: Mars by Holst.

<p>Art</p> 	<p>To do an observational drawing of household artefacts as part of history learning. To consolidate fine motor skills. To use different amounts of pressure independently.</p>
<p>PE</p> 	<p>To perform shapes on large apparatus. To take part in a Victorian style drill.</p>
<p>Outdoor Learning</p> 	<p>To learn and play new games, understanding the importance of taking turns.</p>
<p>History</p> 	<p>To use a simple timeline to sort and order objects. To learn about what a Victorian school day would have entailed.</p>

Below are some words you may like to practice reading with your child at home. Remember - the red words are tricky as we can't decode and blend them! You may like to simply read them on the screen or use them as flashcards. If you do not have access to a printer, please ask your child's teacher to print them for you. If your child would like a challenge, can they choose a few of the words to practise writing and spelling?

<p>soup</p>	<p>group</p>
<p>juice</p>	<p>each</p>
<p>these</p>	<p>steep</p>

hairy	fever
honey	field
teeth	puzzle
juice	cheese
visit	yellow
road	shoulder
total	toe

water

want

school

different

again

friend